



City of Mora
Kanabec County, Minnesota
Meeting Agenda
Public Utilities Commission

Mora City Hall
101 Lake St. S
Mora, MN 55051

Monday, May 20, 2024

3:00 PM

Mora City Hall

1. Call to Order / Pledge of Allegiance

2. Roll Call

- | | |
|---|---|
| <input type="checkbox"/> PUC Chair Greg Ardner | <input type="checkbox"/> Commissioner Brett Baldwin |
| <input type="checkbox"/> Commissioner Ryan Christianson | <input type="checkbox"/> Commissioner Dave Chmiel |
| <input type="checkbox"/> Commissioner Joe Heggernes | |

3. Adopt Agenda *(No item of business shall be considered unless it appears on the agenda for the meeting. Council members may add items to the agenda prior to adoption of the agenda.)*

4. Consent Agenda *(Those items listed under Consent Agenda are considered to be routine by the City Council and will be acted upon by one motion under this agenda item. There will be no separate discussion of these items, unless a Council Member so requests, in which event, the item will be removed from the consent agenda and considered immediately after the adoption of the consent agenda.)*

- a. Meeting Minutes – April 15, 2024
- b. Claims – April 2024
- c. Resignation K. Christianson

5. Open Forum *(Individuals may address the council about any item not contained on the regular agenda. There is a maximum of fifteen (15) minutes set aside for open forum. A maximum of three (3) minutes is allotted per person. The City Council will take no official action on items discussed at the forum, with the exception of referral to staff for future report.)*

6. New Business - None

7. Old Business – None

8. Communications –

- a. Quarter 1 2024 PUC Financial Report

9. Reports

- a. Public Utilities General Manager
- b. Public Works Director
- c. Commissioner Dave Chmiel
- d. Commissioner Joe Heggernes
- e. Commissioner Ryan Christianson
- f. Commissioner Brett Baldwin
- g. Public Utilities Chair Greg Ardner

10. Adjournment

Pursuant to due call and notice thereof, Commissioner Chair Ardner called to order the regular meeting of the Mora Public Utilities Commission at 3:00PM on Monday, April 15, 2024, in the City Hall council chambers.

1. Call to Order / Pledge of Allegiance

2. Roll Call

Present: Commissioners, Greg Ardner, Ryan Christianson, Brett Baldwin, Joe Heggernes and Dave Chmiel

Staff Present: General Manager Glenn Anderson, Administrative Services Director Natasha Segelstrom, Public Works Director Joe Kohlgraf, Accountant Kelly Christianson, and Human Resources Director Mandi Yoder,

3. Adopt Agenda: Request to add item 4e to the consent agenda, Water Tower Maintenance Agreement. MOTION was made by Heggernes, seconded by Christianson, and unanimously carried by the PUC to approve the agenda amended.

4. Consent Agenda: MOTION was made by Heggernes, seconded by Baldwin, and unanimously carried to approve the consent agenda.

- a. **Meeting Minutes** – Marh 18, 2024
- b. **Meeting Minutes** – March 26, 2024
- c. **Claims** - March 2024
- d. **Probation Release** – Electric Journeyman Lineworker D. Winther
- e. **Water Tower Maintenance Agreement**

5. Open Forum: No one spoke at open forum.

6. Special Business - None

7. New Business: Training Information Session Proposal – Anderson brought forward a training request that would encompass a joint City Council and PUC meeting with John Graci where he would expand working within lines of authority. The intent was to provide the City Council and PUC with more information on Graci’s coaching services which discuss and assess areas of improvement, interview employees who is being coached and discuss and assess areas of improvement. Chmiel asked if there would be follow-up after the training was complete and Ardner asked if this training was within the scope of the Human Resources position. MOTION was made by Chmiel, seconded by Baldwin, and unanimously carried to approve the training information proposal with John Graci of Graci Leadership Solutions. The training would occur in the fall.

8. Communications:

- a. 1st Quarter 2024 Utility Account Adjustment Report
- b. 1st Quarter 2024 Utility Balance Update – Jessica B
- c. 1st Quarter 2024 EV Report
- d. Quarterly Sewer Backup Report

9. Reports:

- a. **Public Utilities General Manager:** Anderson provided an update on the leased space by Pine Tech at the telework center. He also noted that SMMPA was waiting for further guidance and update in regulations.

- b. **Public Works Director:** Kohlgraf noted the on-call system was working well. The electric crew was replacing transformers. Staff were completing lead and copper inspections.
- c. **Commissioner Heggernes:** Nothing new to report.
- d. **Commissioner Chmiel:** Nothing new to report.
- e. **Commissioner Baldwin:** Nothing new to report.
- f. **Commissioner Christianson:** Nothing new to report.
- g. **Chairperson Ardner:** Nothing new to report.

10. Adjournment: MOTION was made by Christianson, seconded by Heggernes, and unanimously carried to adjourn at 3:23PM.

Chair

Secretary

CITY OF MORA
CHECK LIST-PUC

05/16/24 11:49 AM

Page 1

CHECK #	Search Name	Fund Descr	Dept Descr	Last Dim Descr	Comments	Amount
001673 NEXIO - COMPLETE MERCHANT SOLUTIONS						
001673	NEXIO - COMPLETE ME	ELECTRIC FUN	ELECTRIC ADMINIST	Payment Processing E	UB CREDIT CARD PYMT PROCE	\$219.59
001673	NEXIO - COMPLETE ME	WATER FUND	WATER ADMINISTR	Payment Processing E	UB CREDIT CARD PYMT PROCE	\$109.80
001673	NEXIO - COMPLETE ME	SEWER FUND	SEWER ADMINISTR	Payment Processing E	UB CREDIT CARD PYMT PROCE	\$109.80
001673 NEXIO - COMPLETE MERCHANT SOLUTIONS						\$439.19
001674 MORA MUNICIPAL UTILITIES						
001674	MORA MUNICIPAL UTILI	ELECTRIC FUN	GENERATION & PO	Water	UTILITIES	\$86.87
001674	MORA MUNICIPAL UTILI	ELECTRIC FUN	GENERATION & PO	Sewer	UTILITIES	\$24.46
001674	MORA MUNICIPAL UTILI	ELECTRIC FUN	GENERATION & PO	Storm Water	UTILITIES	\$20.76
001674	MORA MUNICIPAL UTILI	WATER FUND	WATER SUPPLY	Electricity	UTILITIES	\$1,255.66
001674	MORA MUNICIPAL UTILI	WATER FUND	WATER SUPPLY	Storm Water	UTILITIES	\$25.76
001674	MORA MUNICIPAL UTILI	WATER FUND	WATER TREATMENT	Electricity	UTILITIES	\$1,252.10
001674	MORA MUNICIPAL UTILI	WATER FUND	WATER TREATMENT	Storm Water	UTILITIES	\$12.88
001674	MORA MUNICIPAL UTILI	WATER FUND	WATER DISTRIBUTI	Storm Water	UTILITIES	\$14.38
001674	MORA MUNICIPAL UTILI	WATER FUND	WATER DISTRIBUTI	Electricity	UTILITIES	\$91.33
001674	MORA MUNICIPAL UTILI	SEWER FUND	SEWER LIFT STATIO	Electricity	UTILITIES	\$1,129.91
001674	MORA MUNICIPAL UTILI	SEWER FUND	SEWER LIFT STATIO	Storm Water	UTILITIES	\$12.88
001674	MORA MUNICIPAL UTILI	SEWER FUND	WASTEWATER TREA	Electricity	UTILITIES	\$2,524.25
001674	MORA MUNICIPAL UTILI	SEWER FUND	WASTEWATER TREA	Water	UTILITIES	\$81.07
001674	MORA MUNICIPAL UTILI	SEWER FUND	WASTEWATER TREA	Storm Water	UTILITIES	\$26.49
001674 MORA MUNICIPAL UTILITIES						\$6,558.80
001675 ONLINE COLLECTIONS						
001675	ONLINE COLLECTIONS	ELECTRIC FUN	ELECTRIC ADMINIST	Cust UB/Collection	NEW UB CUSTOMER CREDIT C	\$44.80
001675 ONLINE COLLECTIONS						\$44.80
001678 PAYLIANCE						
001678	PAYLIANCE	ELECTRIC FUN	ELECTRIC ADMINIST	Payment Processing E	E-CHECK PYMT PROCESSING F	\$57.70
001678	PAYLIANCE	WATER FUND	WATER ADMINISTR	Payment Processing E	E-CHECK PYMT PROCESSING F	\$28.85
001678	PAYLIANCE	SEWER FUND	SEWER ADMINISTR	Payment Processing E	E-CHECK PYMT PROCESSING F	\$28.85
001678 PAYLIANCE						\$115.40
001679 MN DEPT OF REVENUE						
001679	MN DEPT OF REVENUE	ELECTRIC FUN		Sales Tax Payable	SALES & USE TAX PYMT - MAR	\$27,403.00
001679	MN DEPT OF REVENUE	ELECTRIC FUN	GENERATION & PO	Cleaning Supplies	SALES & USE TAX PYMT - MAR	\$1.00
001679	MN DEPT OF REVENUE	ELECTRIC FUN	GENERATION & PO	Landfill Gen Exp	SALES & USE TAX PYMT - MAR	\$1.00
001679	MN DEPT OF REVENUE	ELECTRIC FUN	GENERATION & PO	Repair/Maint - Bldg &	SALES & USE TAX PYMT - MAR	\$3.00
001679	MN DEPT OF REVENUE	ELECTRIC FUN	GENERATION & PO	Garbage Removal	SALES & USE TAX PYMT - MAR	\$7.00
001679	MN DEPT OF REVENUE	ELECTRIC FUN	ELECTRIC DISTRIBU	Maint of Overhead Lin	SALES & USE TAX PYMT - MAR	\$1.00
001679	MN DEPT OF REVENUE	ELECTRIC FUN	ELECTRIC DISTRIBU	Misc Distribution Exp	SALES & USE TAX PYMT - MAR	\$16.00
001679	MN DEPT OF REVENUE	ELECTRIC FUN	ELECTRIC DISTRIBU	Truck Expense	SALES & USE TAX PYMT - MAR	\$153.00
001679	MN DEPT OF REVENUE	ELECTRIC FUN	ELECTRIC DISTRIBU	Maint of Underground	SALES & USE TAX PYMT - MAR	\$1.00
001679	MN DEPT OF REVENUE	ELECTRIC FUN	ELECTRIC DISTRIBU	Maint of Substation E	SALES & USE TAX PYMT - MAR	\$4.00
001679	MN DEPT OF REVENUE	ELECTRIC FUN	ELECTRIC ADMINIST	Office Supplies	SALES & USE TAX PYMT - MAR	\$6.00
001679	MN DEPT OF REVENUE	ELECTRIC FUN	ELECTRIC ADMINIST	Telephone	SALES & USE TAX PYMT - MAR	\$16.00
001679	MN DEPT OF REVENUE	ELECTRIC FUN	ELECTRIC ADMINIST	Small Tools & Equipm	SALES & USE TAX PYMT - MAR	\$15.00
001679	MN DEPT OF REVENUE	WATER FUND		Sales Tax Payable	SALES & USE TAX PYMT - MAR	\$978.00
001679 MN DEPT OF REVENUE						\$28,605.00
001680 SMMPA						
001680	SMMPA	ELECTRIC FUN		Accounts Payable	POWER PURCHASED	\$371,192.35
001680 SMMPA						\$371,192.35
001696 NEIGHBORHOOD NATIONAL BANK						

**CITY OF MORA
CHECK LIST-PUC**

CHECK #	Search Name	Fund Descr	Dept Descr	Last Dim Descr	Comments	Amount	
001696	NEIGHBORHOOD NATIO	ELECTRIC FUN	ELECTRIC ADMINIST	Bad Debts/NSF Check	MONTHLY RETURNED CHECK	\$10.00	
001696	NEIGHBORHOOD NATIONAL BANK					\$10.00	
001699	NEXIO - COMPLETE MERCHANT SOLUTIONS						
001699	NEXIO - COMPLETE ME	ELECTRIC FUN	ELECTRIC ADMINIST	Payment Processing E	UB CREDIT CARD PYMT PROCE	\$655.51	
001699	NEXIO - COMPLETE ME	WATER FUND	WATER ADMINISTR	Payment Processing E	UB CREDIT CARD PYMT PROCE	\$327.76	
001699	NEXIO - COMPLETE ME	SEWER FUND	SEWER ADMINISTR	Payment Processing E	UB CREDIT CARD PYMT PROCE	\$327.76	
001699	NEXIO - COMPLETE MERCHANT SOLUTIONS						\$1,311.03
001700	MORA MUNICIPAL UTILITIES						
001700	MORA MUNICIPAL UTILI	ELECTRIC FUN	GENERATION & PO	Sewer	UTILITIES	\$24.46	
001700	MORA MUNICIPAL UTILI	ELECTRIC FUN	GENERATION & PO	Storm Water	UTILITIES	\$20.76	
001700	MORA MUNICIPAL UTILI	ELECTRIC FUN	GENERATION & PO	Water	UTILITIES	\$111.09	
001700	MORA MUNICIPAL UTILI	WATER FUND	WATER SUPPLY	Electricity	UTILITIES	\$1,237.66	
001700	MORA MUNICIPAL UTILI	WATER FUND	WATER SUPPLY	Storm Water	UTILITIES	\$25.76	
001700	MORA MUNICIPAL UTILI	WATER FUND	WATER TREATMENT	Storm Water	UTILITIES	\$12.88	
001700	MORA MUNICIPAL UTILI	WATER FUND	WATER TREATMENT	Electricity	UTILITIES	\$1,043.86	
001700	MORA MUNICIPAL UTILI	WATER FUND	WATER DISTRIBUTI	Storm Water	UTILITIES	\$14.38	
001700	MORA MUNICIPAL UTILI	WATER FUND	WATER DISTRIBUTI	Electricity	UTILITIES	\$89.27	
001700	MORA MUNICIPAL UTILI	SEWER FUND	SEWER LIFT STATIO	Storm Water	UTILITIES	\$12.88	
001700	MORA MUNICIPAL UTILI	SEWER FUND	SEWER LIFT STATIO	Electricity	UTILITIES	\$1,160.66	
001700	MORA MUNICIPAL UTILI	SEWER FUND	WASTEWATER TREA	Electricity	UTILITIES	\$3,250.10	
001700	MORA MUNICIPAL UTILI	SEWER FUND	WASTEWATER TREA	Water	UTILITIES	\$75.43	
001700	MORA MUNICIPAL UTILI	SEWER FUND	WASTEWATER TREA	Storm Water	UTILITIES	\$26.49	
001700	MORA MUNICIPAL UTILITIES						\$7,105.68
001701	ONLINE COLLECTIONS						
001701	ONLINE COLLECTIONS	ELECTRIC FUN	ELECTRIC ADMINIST	Cust UB/Collection	NEW UB CUSTOMER CREDIT C	\$47.76	
001701	ONLINE COLLECTIONS						\$47.76
061926	AMAZON CAPITAL SERVICES						
061926	AMAZON CAPITAL SERV	ELECTRIC FUN	ELECTRIC ADMINIST	Office Supplies	PRINTER INK CARTRIDGES	\$77.03	
061926	AMAZON CAPITAL SERVICES						\$77.03
061934	KADLEC EXCAVATING						
061934	KADLEC EXCAVATING	WATER FUND	WATER DISTRIBUTI	Repair/Maint - Bldg &	WATERMAIN BREAK EXCAVATI	\$560.00	
061934	KADLEC EXCAVATING						\$560.00
061935	LEAGUE OF MN CITIES INS TRUST WC						
061935	LEAGUE OF MN CITIES I	ELECTRIC FUN	GENERATION & PO	Workers Comp Insura	2023 WORK COMP AUDIT ADJ	\$542.42	
061935	LEAGUE OF MN CITIES I	ELECTRIC FUN	LANDFILL GENERATI	Workers Comp Insura	2023 WORK COMP AUDIT ADJ	\$367.00	
061935	LEAGUE OF MN CITIES I	ELECTRIC FUN	ELECTRIC DISTRIBU	Workers Comp Insura	2023 WORK COMP AUDIT ADJ	\$793.56	
061935	LEAGUE OF MN CITIES I	ELECTRIC FUN	ELECTRIC ADMINIST	Workers Comp Insura	2023 WORK COMP AUDIT ADJ	\$698.30	
061935	LEAGUE OF MN CITIES I	WATER FUND	WATER SUPPLY	Workers Comp Insura	2023 WORK COMP AUDIT ADJ	\$35.56	
061935	LEAGUE OF MN CITIES I	WATER FUND	WATER TREATMENT	Workers Comp Insura	2023 WORK COMP AUDIT ADJ	\$290.95	
061935	LEAGUE OF MN CITIES I	WATER FUND	WATER DISTRIBUTI	Workers Comp Insura	2023 WORK COMP AUDIT ADJ	\$159.16	
061935	LEAGUE OF MN CITIES I	WATER FUND	WATER ADMINISTR	Workers Comp Insura	2023 WORK COMP AUDIT ADJ	\$351.30	
061935	LEAGUE OF MN CITIES I	SEWER FUND	SEWER COLLECTION	Workers Comp Insura	2023 WORK COMP AUDIT ADJ	\$80.08	
061935	LEAGUE OF MN CITIES I	SEWER FUND	QUAMBA COLLECTI	Workers Comp Insura	2023 WORK COMP AUDIT ADJ	\$14.59	
061935	LEAGUE OF MN CITIES I	SEWER FUND	SEWER LIFT STATIO	Workers Comp Insura	2023 WORK COMP AUDIT ADJ	\$39.26	
061935	LEAGUE OF MN CITIES I	SEWER FUND	WASTEWATER TREA	Workers Comp Insura	2023 WORK COMP AUDIT ADJ	\$778.86	
061935	LEAGUE OF MN CITIES I	SEWER FUND	SEWER ADMINISTR	Workers Comp Insura	2023 WORK COMP AUDIT ADJ	\$348.27	
061935	LEAGUE OF MN CITIES INS TRUST WC						\$4,499.31
061937	MIDCO						

**CITY OF MORA
CHECK LIST-PUC**

CHECK #	Search Name	Fund Descr	Dept Descr	Last Dim Descr	Comments	Amount
061937	MIDCO	ELECTRIC FUN	ELECTRIC ADMINIST	Telephone	PHONE/INTERNET	\$125.10
061937	MIDCO	WATER FUND	WATER ADMINISTR	Telephone	PHONE/INTERNET	\$188.39
061937	MIDCO	SEWER FUND	SEWER ADMINISTR	Telephone	INTERNET	\$270.39
061937 MIDCO						\$583.88
061942 QUADIENT FINANCE USA, INC						
061942	QUADIENT FINANCE US	ELECTRIC FUN	ELECTRIC ADMINIST	Postage	REFILL POSTAGE MACHINE	\$375.00
061942	QUADIENT FINANCE US	WATER FUND	WATER ADMINISTR	Postage	REFILL POSTAGE MACHINE	\$150.00
061942	QUADIENT FINANCE US	SEWER FUND	SEWER ADMINISTR	Postage	REFILL POSTAGE MACHINE	\$150.00
061942 QUADIENT FINANCE USA, INC						\$675.00
061946 T&R ELECTRIC						
061946	T&R ELECTRIC	ELECTRIC FUN		Distribution Inventory	SINGLE PHASE PADMOUNT TR	\$10,808.07
061946 T&R ELECTRIC						\$10,808.07
061948 VERIZON WIRELESS						
061948	VERIZON WIRELESS	ELECTRIC FUN	ELECTRIC ADMINIST	Telephone	CELL/IPAD	\$216.00
061948	VERIZON WIRELESS	WATER FUND	WATER ADMINISTR	Telephone	CELL/IPAD	\$62.50
061948	VERIZON WIRELESS	SEWER FUND	SEWER ADMINISTR	Telephone	CELL/IPAD	\$99.37
061948 VERIZON WIRELESS						\$377.87
061955 DGR ENGINEERING						
061955	DGR ENGINEERING	ELECTRIC FUN	ELECTRIC ADMINIST	Professional Services -	GRIP GRANT ASSISTANCE	\$4,084.50
061955 DGR ENGINEERING						\$4,084.50
061963 MPCA						
061963	MPCA	ELECTRIC FUN	GENERATION & PO	Dues & Subscriptions	AIR QUALITY ANNL PERMIT FE	\$1,226.86
061963 MPCA						\$1,226.86
061973 BRAGDON, VERONICA						
061973	BRAGDON, VERONICA	ELECTRIC FUN		Undistributed Receipts	REFUND DEPOSIT - 556 S WO	\$166.13
061973 BRAGDON, VERONICA						\$166.13
061980 HASS, ADELIA						
061980	HASS, ADELIA	ELECTRIC FUN		Undistributed Receipts	REFUND DEPOSIT - 431 W CE	\$88.14
061980 HASS, ADELIA						\$88.14
061981 IMPERIAL OPERATING MN LLC						
061981	IMPERIAL OPERATING	ELECTRIC FUN		Undistributed Receipts	REFUND OVERPYMT - 900 HW	\$61.32
061981 IMPERIAL OPERATING MN LLC						\$61.32
061984 KNUTSON, MICHAEL & JUDITH						
061984	KNUTSON, MICHAEL & J	ELECTRIC FUN	ELECTRIC ADMINIST	Energy Conservation	HOT WATER CIRC PUMP REBA	\$100.00
061984 KNUTSON, MICHAEL & JUDITH						\$100.00
061985 KOCH, RANDY & LEEANN						
061985	KOCH, RANDY & LEEAN	ELECTRIC FUN		Undistributed Receipts	REFUND OVERPAYMENT - 418	\$3.50
061985 KOCH, RANDY & LEEANN						\$3.50
061986 KOECHER, REBECCA						
061986	KOECHER, REBECCA	ELECTRIC FUN		Undistributed Receipts	REFUND DEPOSIT - 315 FORES	\$266.30
061986 KOECHER, REBECCA						\$266.30
061987 LAKES & PINES, CAC						
061987	LAKES & PINES, CAC	ELECTRIC FUN	ELECTRIC ADMINIST	Energy Conservation	LOW INCOME LED REBATE-A K	\$46.00
061987 LAKES & PINES, CAC						\$46.00

CITY OF MORA
CHECK LIST-PUC

CHECK #	Search Name	Fund Descr	Dept Descr	Last Dim Descr	Comments	Amount
061988	LEJONVARN, BRAD & BELSHEIM, K					
061988	LEJONVARN, BRAD & BE	ELECTRIC FUN		Undistributed Receipts	REFUND OVERPAYMENT - 631	\$276.77
061988	LEJONVARN, BRAD & BELSHEIM, K					\$276.77
061990	MIDWAY FORD					
061990	MIDWAY FORD	WATER FUND		Fixed Assets	2024 FORD F250 - WATER/SE	\$26,270.06
061990	MIDWAY FORD	SEWER FUND		Fixed Assets	2024 FORD F250 - WATER/SE	\$26,270.06
061990	MIDWAY FORD					\$52,540.12
061991	MILACA REALTY - KRUSE, KITTY					
061991	MILACA REALTY - KRUS	ELECTRIC FUN		Undistributed Receipts	REFUND DEPOSIT - 108 VILLA	\$197.22
061991	MILACA REALTY - KRUSE, KITTY					\$197.22
061995	PETERSON, KENNETH					
061995	PETERSON, KENNETH	ELECTRIC FUN		Undistributed Receipts	REFUND DEPOSIT - 200 S PAR	\$71.63
061995	PETERSON, KENNETH					\$71.63
061998	SHUTROP, EMILY					
061998	SHUTROP, EMILY	ELECTRIC FUN		Undistributed Receipts	REFUND DEPOSIT - 511 9TH S	\$196.36
061998	SHUTROP, EMILY					\$196.36
062000	STENSTROM JEWELRY					
062000	STENSTROM JEWELRY	ELECTRIC FUN	ELECTRIC ADMINIST	Energy Conservation	COMMERCIAL REBATE - MINI-	\$535.00
062000	STENSTROM JEWELRY	ELECTRIC FUN	ELECTRIC ADMINIST	Energy Conservation	COMMERCIAL REBATE - FIXTU	\$541.25
062000	STENSTROM JEWELRY					\$1,076.25
062005	KANABEC CO AUDITOR/TREASURER					
062005	KANABEC CO AUDITOR/	SEWER FUND	SEWER ADMINISTR	Property Tax Expense	2024 PROPERTY TAXES - 22.6	\$2,618.00
062005	KANABEC CO AUDITOR/TREASURER					\$2,618.00
062006	ABLE HOSE & RUBBER INC					
062006	ABLE HOSE & RUBBER I	SEWER FUND	WASTEWATER TREA	Small Tools & Equipm	FITTINGS/HOSE ATTACHMENT	\$240.22
062006	ABLE HOSE & RUBBER INC					\$240.22
062007	AMAZON CAPITAL SERVICES					
062007	AMAZON CAPITAL SERV	WATER FUND	WATER ADMINISTR	Office Supplies	WALL CALENDARS	\$37.72
062007	AMAZON CAPITAL SERV	SEWER FUND	SEWER COLLECTION	Repair/Maint - Bldg &	TELEVISION TRAILER ADAPTE	\$8.98
062007	AMAZON CAPITAL SERVICES					\$46.70
062009	B & B TRANSFORMER INC					
062009	B & B TRANSFORMER IN	ELECTRIC FUN		Distribution Inventory	PADMOUNT TRANSFORMERS -	\$6,491.59
062009	B & B TRANSFORMER IN	ELECTRIC FUN		Distribution Inventory	PADMOUNT TRANSFORMERS -	\$7,111.46
062009	B & B TRANSFORMER IN	ELECTRIC FUN		Distribution Inventory	PADMOUNT TRANSFORMERS -	\$10,296.34
062009	B & B TRANSFORMER IN	ELECTRIC FUN		Distribution Inventory	PADMOUNT TRANSFORMERS-	\$30,998.02
062009	B & B TRANSFORMER INC					\$54,897.41
062013	CASWELL, BRETT OR KELLY					
062013	CASWELL, BRETT OR KE	ELECTRIC FUN	ELECTRIC ADMINIST	Miscellaneous	REFUND OVERPYMT OF ESTIM	\$461.50
062013	CASWELL, BRETT OR KELLY					\$461.50
062020	R & G WALDHALM CONTRACTORS INC					
062020	R & G WALDHALM CONT	ELECTRIC FUN	ELECTRIC DISTRIBU	Maint of Underground	URD WIRE INSTALL x3	\$13,982.50
062020	R & G WALDHALM CONTRACTORS INC					\$13,982.50
062022	CENTURYLINK					
062022	CENTURYLINK	SEWER FUND	SEWER ADMINISTR	Telephone	WWTP PHONE	\$130.77

**CITY OF MORA
CHECK LIST-PUC**

CHECK #	Search Name	Fund Descr	Dept Descr	Last Dim Descr	Comments	Amount
062022 CENTURYLINK						\$130.77
062023 CITY OF MORA - PETTY CASH						
062023	CITY OF MORA - PETTY	SEWER FUND	SEWER ADMINISTR	Postage	REPLENISH PETTY CASH-MPCA	\$2.35
062023 CITY OF MORA - PETTY CASH						\$2.35
062024 ELAN FINANCIAL SERVICES						
062024	ELAN FINANCIAL SERVI	ELECTRIC FUN	GENERATION & PO	Dues & Subscriptions	FELGER BOILER LICENSE - MN	\$20.00
062024	ELAN FINANCIAL SERVI	ELECTRIC FUN	ELECTRIC DISTRIBU	Uniforms	FR CLOTHING - STULC/BERGS	\$204.46
062024 ELAN FINANCIAL SERVICES						\$224.46
062027 MIDCO						
062027	MIDCO	ELECTRIC FUN	ELECTRIC ADMINIST	Telephone	PHONE/INTERNET	\$125.10
062027	MIDCO	WATER FUND	WATER ADMINISTR	Telephone	PHONE/INTERNET	\$187.84
062027	MIDCO	SEWER FUND	SEWER ADMINISTR	Telephone	INTERNET	\$270.39
062027 MIDCO						\$583.33
062029 NEONLINK LLC						
062029	NEONLINK LLC	ELECTRIC FUN	ELECTRIC ADMINIST	Payment Processing E	PAYMENT PROCESSING	\$172.20
062029	NEONLINK LLC	WATER FUND	WATER ADMINISTR	Payment Processing E	PAYMENT PROCESSING	\$86.10
062029	NEONLINK LLC	SEWER FUND	SEWER ADMINISTR	Payment Processing E	PAYMENT PROCESSING	\$86.10
062029 NEONLINK LLC						\$344.40
062030 TOTAL CONTROL SYSTEMS, INC.						
062030	TOTAL CONTROL SYSTE	SEWER FUND		Fixed Assets	QUAMBA LIFT STATION FLOW	\$10,833.00
062030 TOTAL CONTROL SYSTEMS, INC.						\$10,833.00
062053 VERIZON WIRELESS						
062053	VERIZON WIRELESS	ELECTRIC FUN	ELECTRIC ADMINIST	Telephone	CELL/IPAD	\$216.00
062053	VERIZON WIRELESS	WATER FUND	WATER ADMINISTR	Telephone	CELL/IPAD	\$62.50
062053	VERIZON WIRELESS	SEWER FUND	SEWER ADMINISTR	Telephone	CELL/IPAD	\$99.37
062053 VERIZON WIRELESS						\$377.87
062059 ACE HARDWARE						
062059	ACE HARDWARE	ELECTRIC FUN	GENERATION & PO	Repair/Maint - Bldg &	BATTERIES	\$19.98
062059	ACE HARDWARE	ELECTRIC FUN	ELECTRIC DISTRIBU	Misc Distribution Exp	CHAIN FOR ROCK BARREL	\$22.36
062059	ACE HARDWARE	ELECTRIC FUN	ELECTRIC DISTRIBU	Maint of Underground	WHITE MARKING PAINT	\$9.99
062059	ACE HARDWARE	WATER FUND	WATER DISTRIBUTI	Repair/Maint - Bldg &	HYDRANT FLUSHING SUPPLIES	\$88.90
062059 ACE HARDWARE						\$141.23
062061 AUTO VALUE MORA						
062061	AUTO VALUE MORA	ELECTRIC FUN	GENERATION & PO	Repair/Maint - Bldg &	WORK BENCH AIR HOSE PART	\$25.98
062061	AUTO VALUE MORA	ELECTRIC FUN	ELECTRIC DISTRIBU	Truck Expense	LENS & BUCKET TRUCK FUEL	\$56.17
062061 AUTO VALUE MORA						\$82.15
062062 B & F FASTENER SUPPLY						
062062	B & F FASTENER SUPPL	ELECTRIC FUN	GENERATION & PO	Small Tools & Equipm	FABRICATING TOOLS FOR ENG	\$475.86
062062 B & F FASTENER SUPPLY						\$475.86
062063 BORDER STATES ELECTRIC						
062063	BORDER STATES ELECT	ELECTRIC FUN	ELECTRIC DISTRIBU	Maint of Overhead Lin	OH POLE TOP MATERIALS	\$629.37
062063 BORDER STATES ELECTRIC						\$629.37
062065 CINTAS						
062065	CINTAS	ELECTRIC FUN	GENERATION & PO	Cleaning Supplies	MOPS	\$18.79
062065	CINTAS	ELECTRIC FUN	GENERATION & PO	Repair/Maint - Bldg &	MATS	\$18.79

**CITY OF MORA
CHECK LIST-PUC**

CHECK #	Search Name	Fund Descr	Dept Descr	Last Dim Descr	Comments	Amount
062065	CINTAS					\$37.58
062067	DAKOTA SUPPLY GROUP INC					
062067	DAKOTA SUPPLY GROUP	WATER FUND	WATER DISTRIBUTI	Small Tools & Equipm	CURB STOP KEYS, VALVE BOX	\$470.00
062067	DAKOTA SUPPLY GROUP INC					\$470.00
062068	EAST CENTRAL ENERGY-ELECT					
062068	EAST CENTRAL ENERGY	SEWER FUND	SEWER LIFT STATIO	Electricity	ELECTRICITY	\$148.97
062068	EAST CENTRAL ENERGY-ELECT					\$148.97
062072	FEDERATED COOP					
062072	FEDERATED COOP	ELECTRIC FUN	GENERATION & PO	Repair/Maint - Bldg &	WELDER/TORCH GAS	\$8.58
062072	FEDERATED COOP					\$8.58
062073	FERGUSON WATERWORKS					
062073	FERGUSON WATERWOR	WATER FUND	WATER DISTRIBUTI	Repair/Maint - Bldg &	METER FLANGE KITS	\$203.40
062073	FERGUSON WATERWORKS					\$203.40
062074	FLEXIBLE PIPE TOOLS & EQUIPMENT					
062074	FLEXIBLE PIPE TOOLS &	SEWER FUND	SEWER COLLECTION	Small Tools & Equipm	SEWER CAMERA DVR RECORD	\$374.60
062074	FLEXIBLE PIPE TOOLS & EQUIPMENT					\$374.60
062075	FLOW MEASUREMENT AND CONTROL					
062075	FLOW MEASUREMENT A	WATER FUND	WATER SUPPLY	Professional Services -	CERT OF CLOSED CHANNEL FL	\$495.00
062075	FLOW MEASUREMENT A	WATER FUND	WATER TREATMENT	Professional Services -	CERT OF CLOSED CHANNEL FL	\$330.00
062075	FLOW MEASUREMENT A	SEWER FUND	WASTEWATER TREA	Professional Services -	CERT OF OPEN CHANNEL FLO	\$617.00
062075	FLOW MEASUREMENT A	SEWER FUND	WASTEWATER TREA	Professional Services -	CERT OF CLOSED CHANNEL FL	\$495.00
062075	FLOW MEASUREMENT AND CONTROL					\$1,937.00
062076	FREEDOM MAILING SERVICES INC					
062076	FREEDOM MAILING SER	ELECTRIC FUN	ELECTRIC ADMINIST	Cust UB/Collection	BILL PROCESSING	\$503.07
062076	FREEDOM MAILING SER	WATER FUND	WATER ADMINISTR	Cust UB/Collection	BILL PROCESSING	\$251.54
062076	FREEDOM MAILING SER	SEWER FUND	SEWER ADMINISTR	Cust UB/Collection	BILL PROCESSING	\$251.54
062076	FREEDOM MAILING SERVICES INC					\$1,006.15
062078	GOPHER STATE ONE-CALL INC					
062078	GOPHER STATE ONE-CA	ELECTRIC FUN	ELECTRIC DISTRIBU	Professional Services -	APRIL LOCATES	\$61.02
062078	GOPHER STATE ONE-CA	WATER FUND	WATER DISTRIBUTI	Professional Services -	APRIL LOCATES	\$61.02
062078	GOPHER STATE ONE-CA	SEWER FUND	SEWER COLLECTION	Professional Services -	APRIL LOCATES	\$61.02
062078	GOPHER STATE ONE-CALL INC					\$183.06
062080	GRANITE CITY JOBBING					
062080	GRANITE CITY JOBBING	WATER FUND	WATER TREATMENT	Repair/Maint - Bldg &	PAPER HAND TOWELS	\$29.88
062080	GRANITE CITY JOBBING	SEWER FUND	WASTEWATER TREA	Repair/Maint - Bldg &	PAPER HAND TOWELS	\$48.76
062080	GRANITE CITY JOBBING					\$78.64
062081	HAWKINS INC					
062081	HAWKINS INC	WATER FUND	WATER TREATMENT	Professional Services -	WATER TESTING	\$5,257.66
062081	HAWKINS INC					\$5,257.66
062082	HOME SERVE USA					
062082	HOME SERVE USA	WATER FUND		Leak Protection Premi	APRIL SERVLIN PREMIUM	\$860.00
062082	HOME SERVE USA	SEWER FUND		Leak Protection Premi	APRIL SERVLIN PREMIUM	\$913.00
062082	HOME SERVE USA					\$1,773.00
062084	IRBY TOOL & SAFETY					
062084	IRBY TOOL & SAFETY	ELECTRIC FUN		Distribution Inventory	URD WIRE	\$9,789.93

**CITY OF MORA
CHECK LIST-PUC**

CHECK #	Search Name	Fund Descr	Dept Descr	Last Dim Descr	Comments	Amount
062084	IRBY TOOL & SAFETY	ELECTRIC FUN	ELECTRIC DISTRIBU	Maint of Underground	URD ELBOES	\$2,472.30
062084	IRBY TOOL & SAFETY					\$12,262.23
062085	JOHNSONS HARDWARE & RENTAL					
062085	JOHNSONS HARDWARE	ELECTRIC FUN	ELECTRIC DISTRIBU	Misc Distribution Exp	KEYS FOR ECE LOCKS	\$7.96
062085	JOHNSONS HARDWARE	ELECTRIC FUN	ELECTRIC DISTRIBU	Rentals	MINI EXCAVATOR RENTAL-UR	\$1,215.00
062085	JOHNSONS HARDWARE	WATER FUND	WATER DISTRIBUTI	Small Tools & Equipm	TIN SNIP	\$16.99
062085	JOHNSONS HARDWARE	SEWER FUND	WASTEWATER TREA	Repair/Maint - Bldg &	COVID SAMPLE SUPPLIES	\$37.93
062085	JOHNSONS HARDWARE	SEWER FUND	WASTEWATER TREA	Chemicals	LIME OUT & CALCIUM LIME RU	\$16.47
062085	JOHNSONS HARDWARE & RENTAL					\$1,294.35
062087	KWIK TRIP - GAS PURCHASES					
062087	KWIK TRIP - GAS PURC	ELECTRIC FUN	ELECTRIC DISTRIBU	Truck Expense	FUEL	\$1,007.45
062087	KWIK TRIP - GAS PURC	WATER FUND	WATER DISTRIBUTI	Motor Fuels	FUEL	\$349.26
062087	KWIK TRIP - GAS PURC	SEWER FUND	SEWER COLLECTION	Motor Fuels	FUEL	\$427.16
062087	KWIK TRIP - GAS PURCHASES					\$1,783.87
062090	MINNESOTA PUMP WORKS INC					
062090	MINNESOTA PUMP WOR	SEWER FUND	WASTEWATER TREA	Repair/Maint - Bldg &	SLUDGE PUMP RPR PARTS	\$3,844.20
062090	MINNESOTA PUMP WORKS INC					\$3,844.20
062091	MN ENERGY RESOURCES CORP					
062091	MN ENERGY RESOURCE	ELECTRIC FUN	GENERATION & PO	Generation Exp	NATURAL GAS-GENERATION	\$60.10
062091	MN ENERGY RESOURCE	ELECTRIC FUN	GENERATION & PO	Natural Gas - Heat	NATURAL GAS-BOILER	\$480.72
062091	MN ENERGY RESOURCE	WATER FUND	WATER SUPPLY	Natural Gas - Heat	NATURAL GAS	\$26.66
062091	MN ENERGY RESOURCE	WATER FUND	WATER TREATMENT	Natural Gas - Heat	NATURAL GAS	\$179.48
062091	MN ENERGY RESOURCE	SEWER FUND	WASTEWATER TREA	Natural Gas - Heat	NATURAL GAS	\$185.16
062091	MN ENERGY RESOURCES CORP					\$932.12
062092	OAK GALLERY & FRAME SHOP					
062092	OAK GALLERY & FRAME	ELECTRIC FUN	ELECTRIC ADMINIST	Postage	UPS RETURN OF POLE TOP PI	\$81.72
062092	OAK GALLERY & FRAME SHOP					\$81.72
062093	OSLIN LUMBER					
062093	OSLIN LUMBER	SEWER FUND	WASTEWATER TREA	Repair/Maint - Bldg &	RAIN GUTTER RPR PARTS	\$5.00
062093	OSLIN LUMBER					\$5.00
062094	OXYGEN SERVICE CO, INC					
062094	OXYGEN SERVICE CO, I	ELECTRIC FUN	GENERATION & PO	Repair/Maint - Bldg &	OXYGEN CYLINDER RENTAL	\$33.60
062094	OXYGEN SERVICE CO, I	ELECTRIC FUN	GENERATION & PO	Landfill Gen Exp	LFG NITROGEN CYLINDER REN	\$14.40
062094	OXYGEN SERVICE CO, I	ELECTRIC FUN	ELECTRIC DISTRIBU	Maint of Substation E	SUBST CYLINDER RENTAL	\$63.09
062094	OXYGEN SERVICE CO, INC					\$111.09
062095	QUALITY DISPOSAL					
062095	QUALITY DISPOSAL	ELECTRIC FUN	GENERATION & PO	Garbage Removal	GARBAGE	\$92.66
062095	QUALITY DISPOSAL	SEWER FUND	WASTEWATER TREA	Garbage Removal	GARBAGE	\$225.87
062095	QUALITY DISPOSAL					\$318.53
062097	RMB ENVIRONMENTAL LABS INC					
062097	RMB ENVIRONMENTAL	WATER FUND	WATER TREATMENT	Professional Services -	LAB TESTING - TOWER SAMPL	\$125.40
062097	RMB ENVIRONMENTAL	SEWER FUND	WASTEWATER TREA	Professional Services -	LAB TESTING	\$1,819.37
062097	RMB ENVIRONMENTAL LABS INC					\$1,944.77
062100	TEST-RIGHT, LLC					
062100	TEST-RIGHT, LLC	ELECTRIC FUN	ELECTRIC DISTRIBU	Misc Distribution Exp	RUBBER GLOVE PROTECTORS	\$172.90
062100	TEST-RIGHT, LLC					\$172.90

**CITY OF MORA
CHECK LIST-PUC**

CHECK #	Search Name	Fund Descr	Dept Descr	Last Dim Descr	Comments	Amount
062101	TOTAL CONTROL SYSTEMS, INC.					
062101	TOTAL CONTROL SYSTE	SEWER FUND	QUAMBA COLLECTI	Repair/Maint - Bldg &	QUAMBA LIFT ST INTERNET A	\$135.00
062101	TOTAL CONTROL SYSTEMS, INC.					\$135.00
062102	VESTIS SERVICES, LLC					
062102	VESTIS SERVICES, LLC	SEWER FUND	WASTEWATER TREA	Other Operating Suppl	WWTP RUGS	\$92.85
062102	VESTIS SERVICES, LLC					\$92.85
						\$613,940.66



MORA MUNICIPAL UTILITIES
PUBLIC UTILITIES COMMISSION CHECK LIST

THE APRIL - MAY 2024 CLAIMS HAVE BEEN APPROVED FOR PAYMENT BY:

CHAIRMAN


COMMISSION MEMBER

COMMISSION MEMBER

COMMISSION MEMBER

COMMISSION MEMBER

SECRETARY





MEMORANDUM



Date May 16, 2024
To City Council
Public Utilities Commission
From Mandi Yoder, Human Resources
Natasha Segelstrom, Administrative Services Director
RE Accept Letter of Resignation– Accountant

SUMMARY

Accountant Kelly Christianson has submitted her letter of resignation, and her last date of employment will be May 31, 2024.

Due to the significant role of this position within the city, staff has already It is the goal to have a replacement approved by the City Council at the July 16, 2024 meeting and on staff by July 22, 2024.

RECOMMENDATIONS

Motion to accept Kelly Christianson letter of resignation.
Motion to formally begin recruitment.

Attachments

Christianson Letter of Resignation

Kelly Christianson
2011 221st Ave
Mora, MN 55051
May 16, 2024


Natasha Segelstrom
Administrative Services Director
City of Mora/Mora Municipal Utilities
101 N Lake St
Mora, MN 55051

Dear Natasha,

Please accept this letter as formal notification of resignation from my position as Accountant with the City of Mora/Mora Municipal Utilities. My last day will be Friday, May 31, 2024.

During my last two weeks, I will do everything possible to wrap up my duties and provide guidance to other team members. If there is anything else I can do to assist with this transition, please don't hesitate to discuss with me.

Sincerely,

A handwritten signature in black ink, appearing to read 'Kelly Christianson', with a long horizontal flourish extending to the right.

Kelly Christianson

MORA MUNICIPAL UTILITIES



Financial Reports

Electric Fund
Water Fund
Sewer Fund

March 31, 2024
[unaudited]

TABLE OF CONTENTS

Fund Budgetary Performance	Page 1
Balance Sheet – Electric Fund	Page 2
Balance Sheet – Water Fund	Page 3
Balance Sheet – Sewer Fund	Page 4
Graphical Presentation – Electric Fund	Page 6
Graphical Presentation – Water Fund	Page 7
Graphical Presentation – Sewer Fund	Page 8
Investment Portfolio	Page 9
Outstanding Debt	Page 10
Revenue Guideline Report	Page 11
Expenditure Guideline Report	Page 13
Notes	Page 21

MORA MUNICIPAL UTILITIES

Fund Budgetary Performance

For the Quarter Ended March 31, 2024

	2024 YTD Budget	2024 YTD Actual	2024 YTD Balance	2024 % YTD Budget
ELECTRIC FUND				
Revenues	7,601,270.00	1,835,707.62	5,765,562.38	24.15%
Expenditures	7,537,030.00	1,519,324.35	6,017,705.65	20.16%
Surplus/(Deficit)		316,383.27		
WATER FUND				
Revenues	906,920.00	243,064.59	663,855.41	26.80%
Expenditures	963,451.00	221,116.90	742,334.10	22.95%
Surplus/(Deficit)		21,947.69		
SEWER FUND				
Revenues	1,239,087.00	353,246.96	885,840.04	28.51%
Expenditures	1,327,806.00	278,861.78	1,048,944.22	21.00%
Surplus/(Deficit)		74,385.18		
TOTAL ALL FUNDS				
Revenues	9,747,277.00	2,432,019.17	7,315,257.83	24.95%
Expenditures	9,828,287.00	2,019,303.03	7,808,983.97	20.55%
Surplus/(Deficit)		412,716.14		



CITY OF MORA
BALANCE SHEET (PUC)
 Current Period: March 2024

Account Descr	Begin Yr	YTD Debit	YTD Credit	Current Balance
651 ELECTRIC FUND				
G 651-11011 Cash NNB Checking	\$2,854,714.50	\$1,963,773.30	\$2,239,037.09	\$2,579,450.71
G 651-11013 Petty Cash	\$0.00	\$0.00	\$0.00	\$0.00
G 651-11014 ChangeFund/AirportVending/	\$400.00	\$0.00	\$0.00	\$400.00
G 651-11018 Cash FCB HI-FI	\$688,760.31	\$10,426.23	\$0.00	\$699,186.54
G 651-11020 Investments	\$6,484,025.29	\$97,458.49	\$2,231.79	\$6,579,251.99
G 651-11023 Cash NNB MMU ACH Account	\$0.00	\$0.00	\$0.00	\$0.00
G 651-11041 Interest Receivable	\$47,751.14	\$0.00	\$0.00	\$47,751.14
G 651-11151 Accounts Receivable	\$51,939.29	\$141,327.71	\$148,449.84	\$44,817.16
G 651-11152 Accounts Receivable - UB	\$460,678.68	\$1,775,341.20	\$1,735,708.83	\$500,311.05
G 651-11154 Return Checks	\$88,804.83	\$843.08	\$0.00	\$89,647.91
G 651-11155 Accounts Rec - Other	\$0.00	\$0.00	\$0.00	\$0.00
G 651-11212 Special Assess Rec - Unamort	\$0.00	\$0.00	\$0.00	\$0.00
G 651-11213 Special Assess Rec - Amortize	\$0.00	\$0.00	\$0.00	\$0.00
G 651-11410 Distribution Inventory	\$232,159.25	\$76,666.57	\$0.00	\$308,825.82
G 651-11551 Prepaid Ins	\$0.00	\$59,792.70	\$14,948.13	\$44,844.57
G 651-11600 Allowance for Bad Debt	-\$88,834.83	\$0.00	\$0.00	-\$88,834.83
G 651-12600 Fixed Assets	\$6,879,676.00	\$592.50	\$592.50	\$6,879,676.00
G 651-12601 Allowance for Depreciation	-\$4,685,509.60	\$0.00	\$46,697.53	-\$4,732,207.13
G 651-12647 Construction in Progress	\$0.00	\$0.00	\$0.00	\$0.00
G 651-13300 Advance To Wood & Grove Fu	\$397,486.03	\$0.00	\$16,350.45	\$381,135.58
G 651-13305 Advance To Water Fund	\$113,833.45	\$0.00	\$4,682.50	\$109,150.95
G 651-13310 Advance To Sewer Fund	\$109,364.53	\$0.00	\$4,498.67	\$104,865.86
G 651-13320 Advance To Liquor Fund	\$600,000.00	\$0.00	\$0.00	\$600,000.00
G 651-13325 Advance To TIF District 1-11	\$165,205.70	\$0.00	\$6,051.72	\$159,153.98
G 651-13340 Advance to General Fund	\$102,823.65	\$0.00	\$0.00	\$102,823.65
G 651-15600 Deferred Outflow - Pensions	\$62,552.00	\$0.00	\$0.00	\$62,552.00
G 651-15650 Deferred Outflow - OPEB	\$4,138.00	\$0.00	\$0.00	\$4,138.00
A	\$14,569,968.22	\$4,126,221.78	\$4,219,249.05	\$14,476,940.95
G 651-20610 Contracts Payable - Retainage	\$0.00	\$0.00	\$0.00	\$0.00
G 651-21500 Accrued Interest Payable	\$0.00	\$0.00	\$0.00	\$0.00
G 651-21600 Accrued Wages/Salaries Paya	-\$13,385.09	\$0.00	\$0.00	-\$13,385.09
G 651-22021 Accounts Payable	-\$809,102.82	\$1,169,434.95	\$731,524.48	-\$371,192.35
G 651-22050 Franchise Fee Payable	\$9.15	\$75,620.04	\$75,629.19	\$0.00
G 651-22082 Sales Tax Payable	\$670.67	\$58,392.00	\$85,795.14	-\$26,732.47
G 651-22161 Accrued Vac-Sick Wages	-\$38,018.95	\$0.00	\$0.00	-\$38,018.95
G 651-22190 OPEB Liability	-\$39,774.00	\$0.00	\$0.00	-\$39,774.00
G 651-22201 Deposits	-\$51,295.00	\$6,700.00	\$3,800.00	-\$48,395.00
G 651-22202 Deposits - Other	-\$100.00	\$0.00	\$0.00	-\$100.00
G 651-22223 Deferred Revenues - Tax_As	\$0.00	\$0.00	\$0.00	\$0.00
G 651-22250 Undistributed Receipts (UR)	-\$17,542.54	\$40,786.53	\$44,774.17	-\$21,530.18
G 651-22850 EFT Clearing Account	\$0.00	\$176.44	\$176.44	\$0.00
G 651-23000 Net Pension Liability	-\$209,379.00	\$0.00	\$0.00	-\$209,379.00
G 651-23500 Deferred Inflow - Pensions	-\$4,604.00	\$0.00	\$0.00	-\$4,604.00
L	-\$1,182,521.58	\$1,351,109.96	\$941,699.42	-\$773,111.04
G 651-24204 Fund Bal-Undes/Net Asset (en	\$12,387,446.64	\$1,538,348.15	\$1,854,731.42	-\$12,703,829.91
G 651-24502 FB/Net Asset-Des Cap Proj/D	-\$1,000,000.00	\$0.00	\$0.00	-\$1,000,000.00
E	\$13,387,446.64	\$1,538,348.15	\$1,854,731.42	-\$13,703,829.91



CITY OF MORA
BALANCE SHEET (PUC)
 Current Period: March 2024

Account Descr	Begin Yr	YTD Debit	YTD Credit	Current Balance
652 WATER FUND				
G 652-11011 Cash NNB Checking	\$715,366.46	\$236,334.59	\$227,969.94	\$723,731.11
G 652-11012 INV Restr Cap Imp/Debt-K/W	\$37,455.95	\$7.02	\$0.00	\$37,462.97
G 652-11018 Cash FCB HI-FI	\$31,601.05	\$5.93	\$5,251.67	\$26,355.31
G 652-11020 Investments	\$1,065,851.04	\$16,020.34	\$366.87	\$1,081,504.51
G 652-11041 Interest Receivable	\$7,849.38	\$0.00	\$0.00	\$7,849.38
G 652-11151 Accounts Receivable	\$9,336.91	\$1,076.21	\$4,173.12	\$6,240.00
G 652-11152 Accounts Receivable - UB	\$136,108.28	\$239,070.41	\$231,348.51	\$143,830.18
G 652-11154 Return Checks	\$0.00	\$0.00	\$0.00	\$0.00
G 652-11155 Accounts Rec - Other	\$0.00	\$0.00	\$0.00	\$0.00
G 652-11212 Special Assess Rec - Unamort	\$80,520.32	\$0.00	\$0.00	\$80,520.32
G 652-11213 Special Assess Rec - Amortize	\$0.00	\$0.00	\$0.00	\$0.00
G 652-11420 Inventory Materials/Supplies	\$5,912.56	\$3,077.09	\$0.00	\$8,989.65
G 652-11551 Prepaid Ins	\$0.00	\$11,374.21	\$2,843.25	\$8,530.96
G 652-12600 Fixed Assets	\$8,440,149.65	\$30,234.19	\$0.00	\$8,470,383.84
G 652-12601 Allowance for Depreciation	-\$5,314,173.11	\$0.00	\$87,986.08	-\$5,402,159.19
G 652-15600 Deferred Outflow - Pensions	\$73,987.00	\$0.00	\$0.00	\$73,987.00
G 652-15650 Deferred Outflow - OPEB	\$1,695.00	\$0.00	\$0.00	\$1,695.00
A	\$5,291,660.49	\$537,199.99	\$559,939.44	\$5,268,921.04
G 652-20900 Advance From Electric Fund	-\$113,833.45	\$4,682.50	\$0.00	-\$109,150.95
G 652-21500 Accrued Interest Payable	-\$6,549.35	\$0.00	\$0.00	-\$6,549.35
G 652-21600 Accrued Wages/Salaries Paya	-\$4,118.33	\$0.00	\$0.00	-\$4,118.33
G 652-22021 Accounts Payable	-\$15,167.40	\$15,247.84	\$80.44	\$0.00
G 652-22026 State Water Fee	-\$0.49	\$2,937.00	\$2,937.07	-\$0.56
G 652-22028 Leak Protection Premium	\$3.00	\$2,581.00	\$2,581.00	\$3.00
G 652-22031 Bonds Payable	-\$727,806.00	\$25,816.00	\$0.00	-\$701,990.00
G 652-22034 Unamortized Premium on Bon	-\$953.66	\$0.00	\$0.00	-\$953.66
G 652-22082 Sales Tax Payable	\$40.48	\$1,892.00	\$2,870.69	-\$938.21
G 652-22161 Accrued Vac-Sick Wages	-\$15,103.91	\$0.00	\$0.00	-\$15,103.91
G 652-22190 OPEB Liability	-\$16,294.00	\$0.00	\$0.00	-\$16,294.00
G 652-22201 Deposits	-\$350.00	\$0.00	\$0.00	-\$350.00
G 652-22223 Deferred Revenues - Tax_As	\$0.00	\$0.00	\$0.00	\$0.00
G 652-22850 EFT Clearing Account	\$0.00	\$0.00	\$0.00	\$0.00
G 652-22860 Edgewood Tenant Rent Collec	\$0.00	\$0.00	\$0.00	\$0.00
G 652-23000 Net Pension Liability	-\$247,655.00	\$0.00	\$0.00	-\$247,655.00
G 652-23500 Deferred Inflow - Pensions	-\$5,445.00	\$0.00	\$0.00	-\$5,445.00
L	-\$1,153,233.11	\$53,156.34	\$8,469.20	-\$1,108,545.97
G 652-24204 Fund Bal-Undes/Net Asset (en	-\$4,038,427.38	\$226,671.38	\$248,619.07	-\$4,060,375.07
G 652-24502 FB/Net Asset-Des Cap Proj/D	-\$100,000.00	\$0.00	\$0.00	-\$100,000.00
E	-\$4,138,427.38	\$226,671.38	\$248,619.07	-\$4,160,375.07



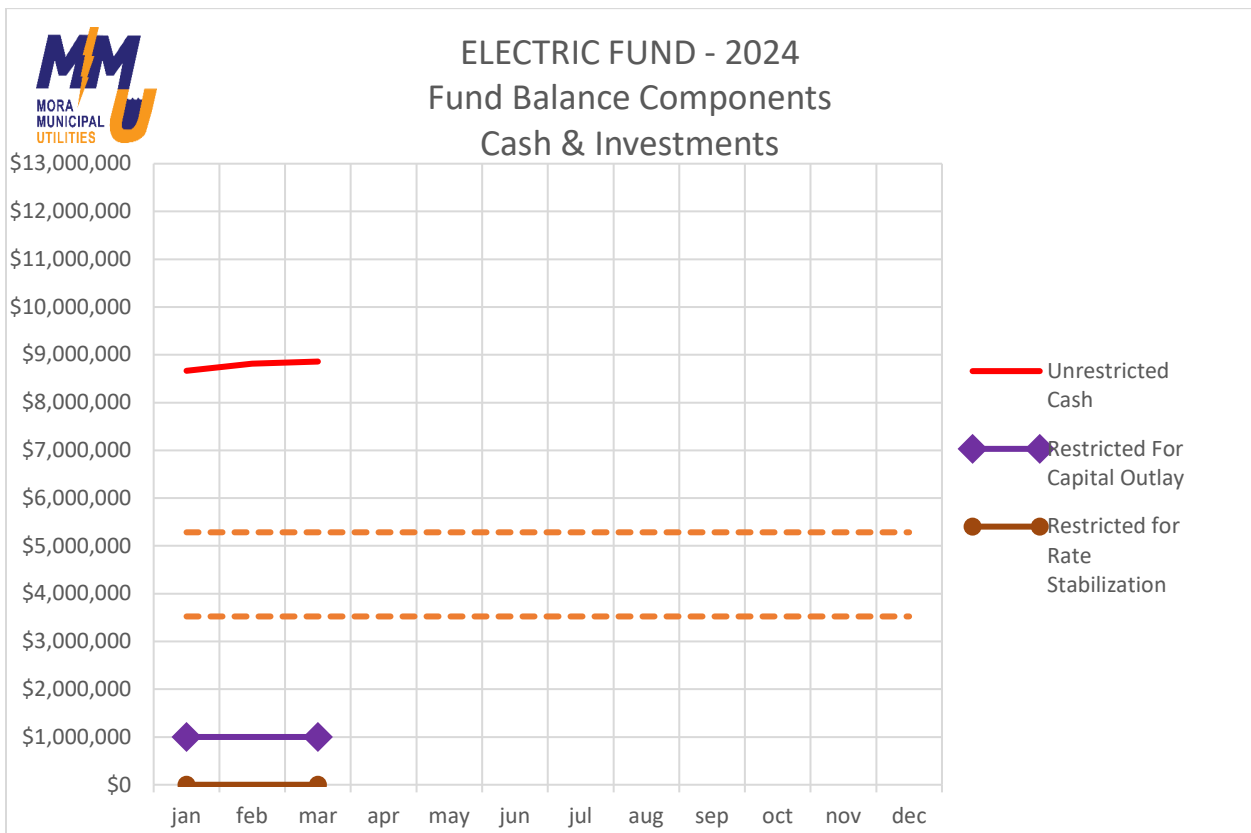
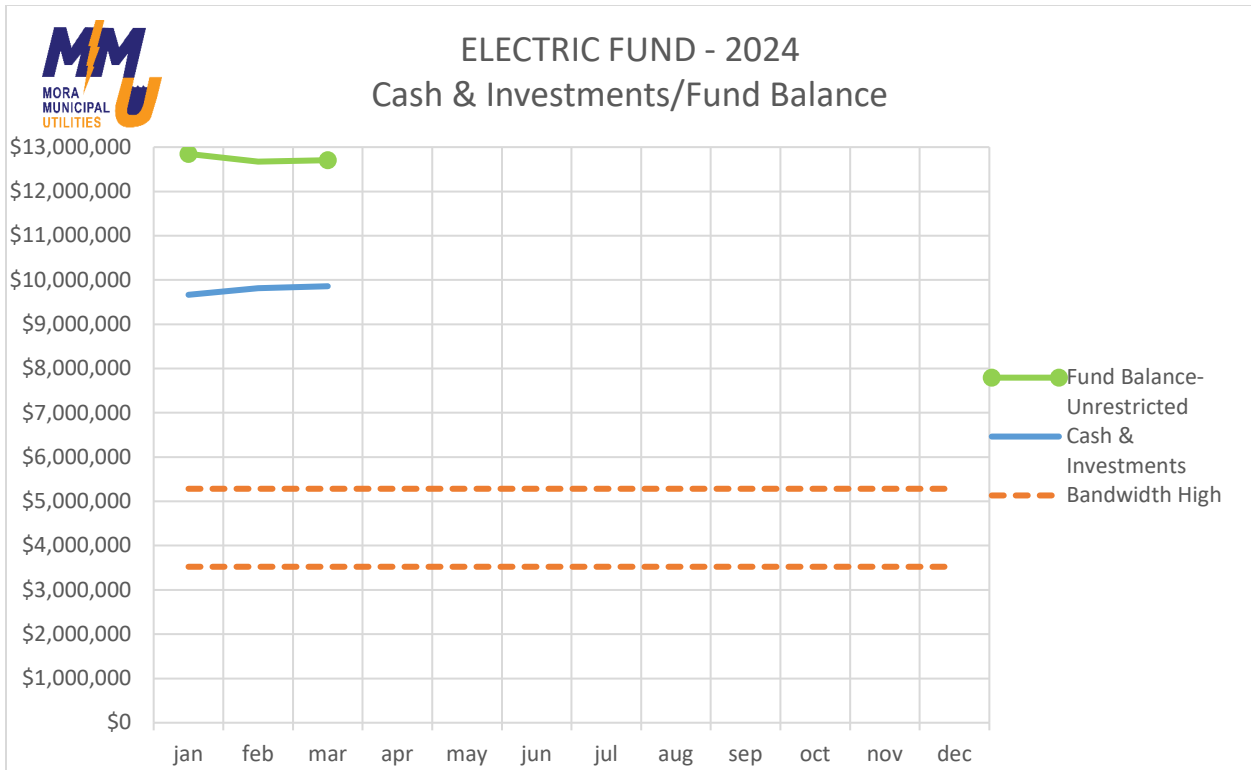
CITY OF MORA
BALANCE SHEET (PUC)
 Current Period: March 2024

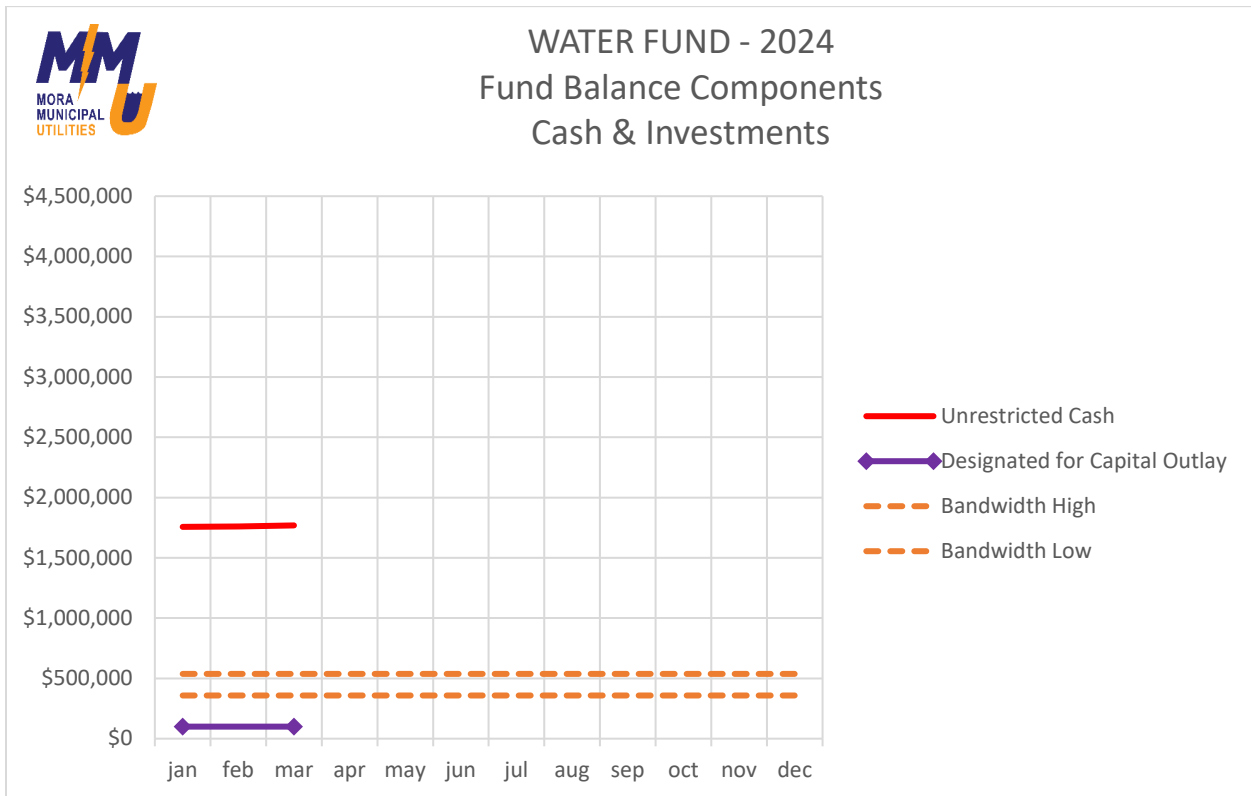
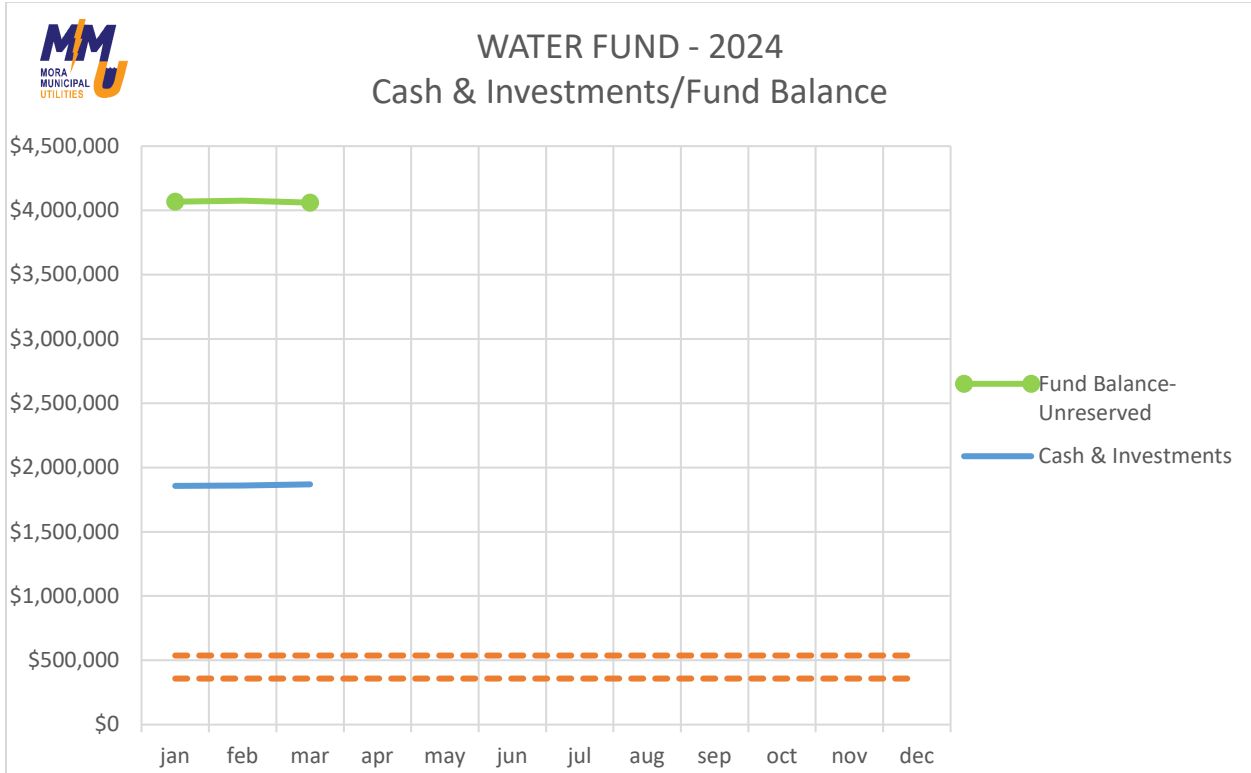
Account Descr	Begin Yr	YTD Debit	YTD Credit	Current Balance
653 SEWER FUND				
G 653-11011 Cash NNB Checking	\$1,115,727.10	\$323,750.92	\$301,049.77	\$1,138,428.25
G 653-11018 Cash FCB HI-FI	\$608,346.18	\$114.03	\$5,045.49	\$603,414.72
G 653-11020 Investments	\$2,326,733.46	\$34,972.08	\$800.86	\$2,360,904.68
G 653-11041 Interest Receivable	\$17,135.06	\$0.00	\$0.00	\$17,135.06
G 653-11151 Accounts Receivable	\$6,282.88	\$0.00	\$6,282.88	\$0.00
G 653-11152 Accounts Receivable - UB	\$122,998.77	\$331,760.05	\$316,900.69	\$137,858.13
G 653-11155 Accounts Rec - Other	\$0.00	\$0.00	\$0.00	\$0.00
G 653-11212 Special Assess Rec - Unamort	\$0.00	\$0.00	\$0.00	\$0.00
G 653-11213 Special Assess Rec - Amortize	\$0.00	\$0.00	\$0.00	\$0.00
G 653-11551 Prepaid Ins	\$0.00	\$23,195.94	\$5,798.61	\$17,397.33
G 653-12600 Fixed Assets	\$14,210,454.13	\$30,234.19	\$0.00	\$14,240,688.32
G 653-12601 Allowance for Depreciation	-\$7,461,449.97	\$0.00	\$120,030.06	-\$7,581,480.03
G 653-12647 Construction in Progress	\$0.00	\$0.00	\$0.00	\$0.00
G 653-15600 Deferred Outflow - Pensions	\$125,464.00	\$0.00	\$0.00	\$125,464.00
G 653-15650 Deferred Outflow - OPEB	\$2,170.00	\$0.00	\$0.00	\$2,170.00
A	\$11,073,861.61	\$744,027.21	\$755,908.36	\$11,061,980.46
G 653-20610 Contracts Payable - Retainage	\$0.00	\$0.00	\$0.00	\$0.00
G 653-20900 Advance From Electric Fund	-\$109,364.53	\$4,498.67	\$0.00	-\$104,865.86
G 653-21500 Accrued Interest Payable	-\$10,301.20	\$0.00	\$0.00	-\$10,301.20
G 653-21600 Accrued Wages/Salaries Paya	-\$5,943.50	\$0.00	\$0.00	-\$5,943.50
G 653-22021 Accounts Payable	-\$65,307.66	\$65,346.84	\$39.18	\$0.00
G 653-22027 Quamba Payable-Reserve & D	-\$3,691.00	\$0.00	\$3,724.00	-\$7,415.00
G 653-22028 Leak Protection Premium	\$5.00	\$2,740.00	\$2,740.00	\$5.00
G 653-22031 Bonds Payable	-\$2,193,699.00	\$20,184.00	\$0.00	-\$2,173,515.00
G 653-22034 Unamortized Premium on Bon	-\$484.60	\$0.00	\$0.00	-\$484.60
G 653-22082 Sales Tax Payable	\$0.00	\$0.00	\$0.00	\$0.00
G 653-22161 Accrued Vac-Sick Wages	-\$24,504.68	\$0.00	\$0.00	-\$24,504.68
G 653-22190 OPEB Liability	-\$20,861.00	\$0.00	\$0.00	-\$20,861.00
G 653-22223 Deferred Revenues - Tax_As	\$0.00	\$0.00	\$0.00	\$0.00
G 653-23000 Net Pension Liability	-\$419,965.00	\$0.00	\$0.00	-\$419,965.00
G 653-23500 Deferred Inflow - Pensions	-\$9,234.00	\$0.00	\$0.00	-\$9,234.00
L	-\$2,863,351.17	\$92,769.51	\$6,503.18	-\$2,777,084.84
G 653-24204 Fund Bal-Undes/Net Asset (en	-\$7,990,510.44	\$288,839.38	\$363,224.56	-\$8,064,895.62
G 653-24502 FB/Net Asset-Des Cap Proj/D	-\$220,000.00	\$0.00	\$0.00	-\$220,000.00
E	-\$8,210,510.44	\$288,839.38	\$363,224.56	-\$8,284,895.62

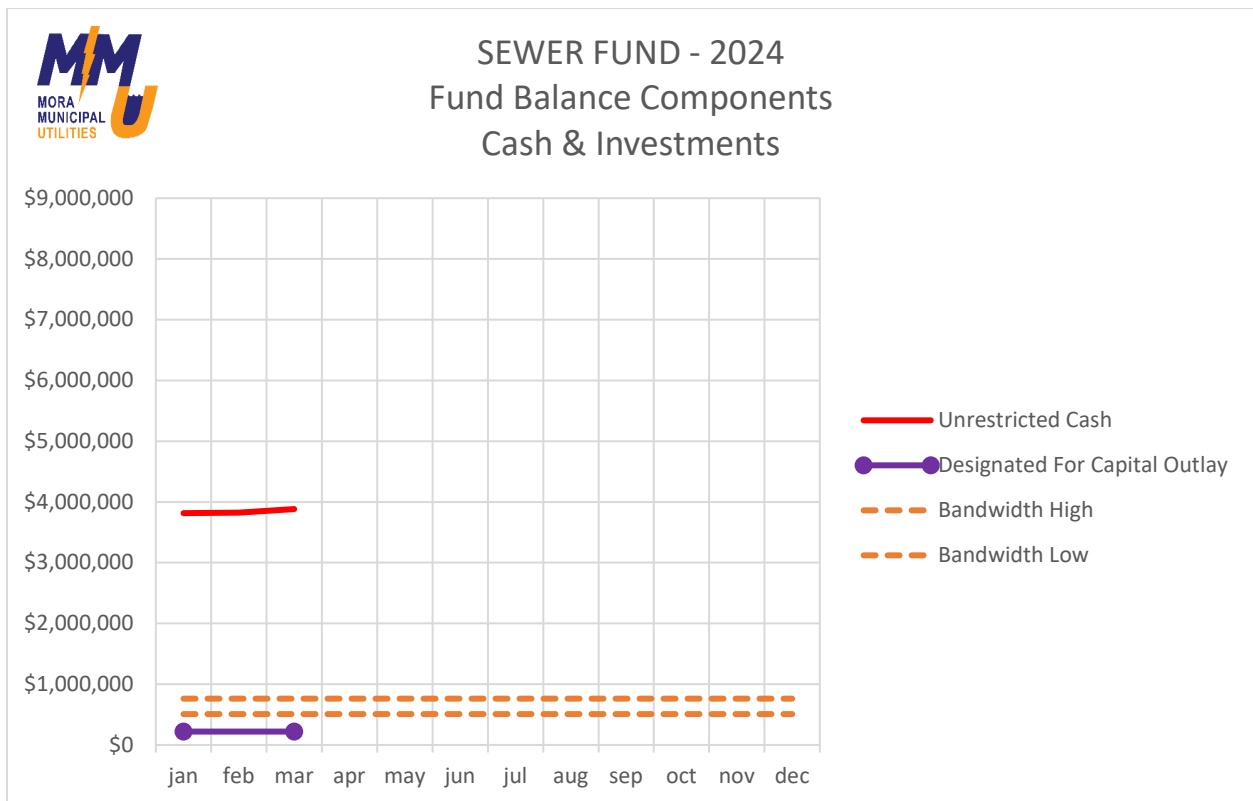
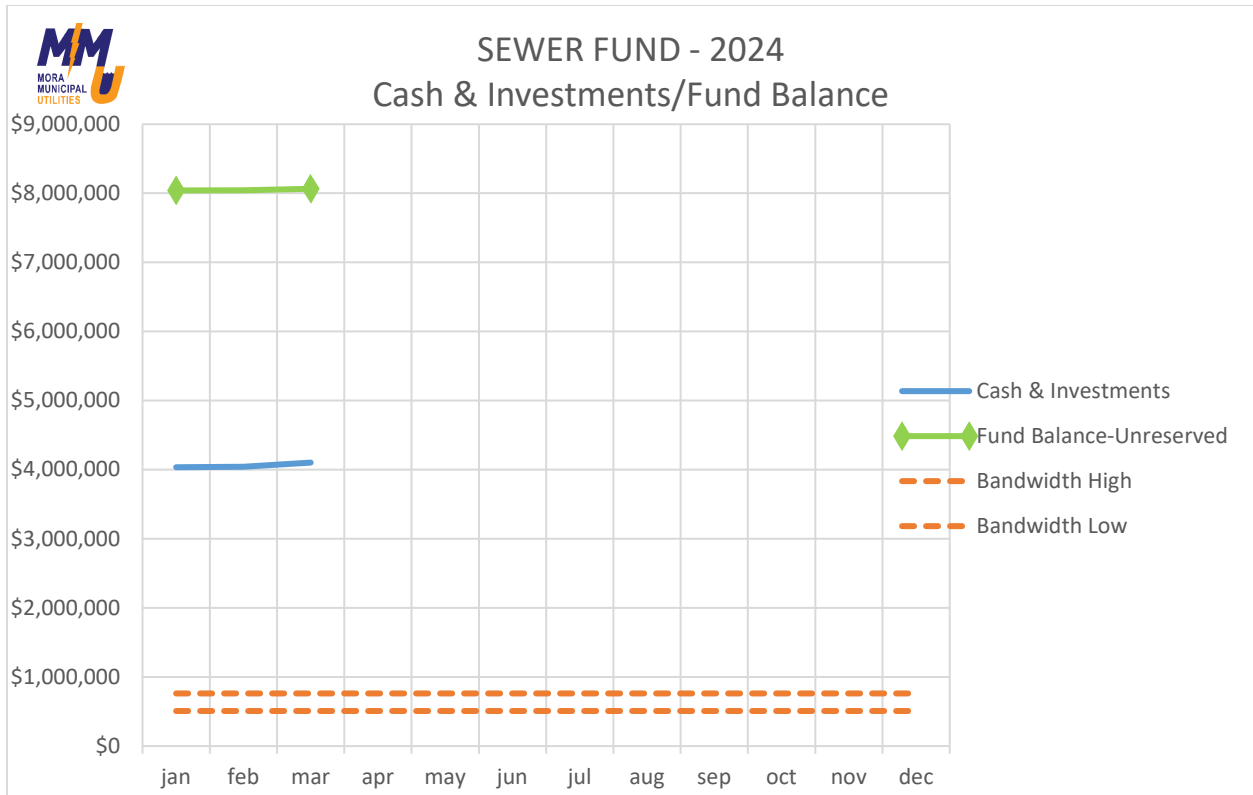


CITY OF MORA
BALANCE SHEET (PUC)
Current Period: March 2024

Account Descr	Begin Yr	YTD Debit	YTD Credit	Current Balance
	\$0.00	\$8,958,343.70	\$8,958,343.70	\$0.00







CITY OF MORA/MORA MUNICIPAL UTILITIES

Current Investments (Fixed)

Information current as of March 31, 2024

Bank/Agency	Location	Type	FDIC #	Broker	Amount	DTD/Issued	Due	Rate
Western Alliance	Oakland, CA	CD	57512	4M Fund	\$ 243,300.00	10/31/2023	4/30/2024	5.41%
Signature Bank	New York, NY	CD	57053	4M Fund	\$ 246,474.42	8/19/2022	8/19/2024	3.05%
UBS Bank	Salt Lake City, UT	CD	57565	4M Fund	\$ 121,345.28	8/24/2022	8/26/2024	3.15%
American Bank and Trust	Paragould, AR	CD	35568	4M Fund	\$ 245,189.12	9/14/2022	9/16/2024	3.21%
Modern Bank, NA	NY	CD	22398	4M Fund	\$ 231,000.00	7/28/2023	1/27/2025	5.38%
Elga Credit Union	MI	CD	61797	4M Fund	\$ 231,750.00	7/28/2023	1/27/2025	5.11%
NexBank	TX	CD	29209	4M Fund	\$ 238,050.00	2/16/2024	2/18/2025	4.93%
First State Bank of DeQueen	AR	CD	21805	4M Fund	\$ 238,000.00	2/16/2024	2/18/2025	4.97%
Bank Hapoalim	New York, NY	CD	33686	4M Fund	\$ 227,100.00	8/8/2022	8/8/2025	3.05%
First National Bank	Paragould, AR	CD	3887	4M Fund	\$ 227,300.00	8/8/2022	8/8/2025	3.02%
Neighborhood National Bank	Mora, MN	CD	18885	None	\$ 265,366.89	1/26/2022	1/26/2026	0.45%
Comenity Capital Bank	Salt Lake City, UT	CD	57570	RBC Wealth	\$ 245,000.00	6/27/2019	6/27/2024	2.50%
CNB of Greater St Louis	Maplewood, MO	CD	4549	RBC Wealth	\$ 245,000.00	7/29/2022	7/29/2024	3.00%
Lakeside Bank	Chicago, IL	CD	19573	RBC Wealth	\$ 170,000.00	3/30/2020	3/31/2025	1.40%
Texas Exchange Bank	Crowley, TX	CD	20099	RBC Wealth	\$ 245,000.00	6/19/2020	6/19/2025	1.00%
Capital One Bank (USA)	Glen Allen, VA	CD	33954	RBC Wealth	\$ 245,000.00	7/21/2022	7/21/2025	3.30%
Capital One, National Association	McLean, VA	CD	4297	RBC Wealth	\$ 245,000.00	7/21/2022	7/21/2025	3.30%
Portage Bank	Bellevue, WA	CD	8197	RBC Wealth	\$ 245,000.00	6/30/2023	12/30/2025	4.70%
First Source Bank	South Bend, IN	CD	9087	RBC Wealth	\$ 233,000.00	1/18/2023	7/20/2026	4.60%
Farmers and Merchants	Berlin, WI	CD	15779	RBC Wealth	\$ 245,000.00	7/25/2023	7/31/2026	4.70%
Third Coast Bank	Humble, TX	CD	58716	RBC Wealth	\$ 245,000.00	7/25/2023	7/31/2026	4.80%
Medallion Bank	Salt Lake City, UT	CD	57449	RBC Wealth	\$ 245,000.00	8/30/2021	8/31/2026	0.85%
Live Oak Bank	Wilmington, NC	CD	58665	RBC Wealth	\$ 240,000.00	9/11/2022	9/11/2026	3.65%
Poppy Bank	Santa Rosa, CA	CD	57903	RBC Wealth	\$ 145,000.00	10/14/2022	10/14/2026	4.50%
EnerBank	Salt Lake City, UT	CD	57293	RBC Wealth	\$ 245,000.00	5/20/2020	5/14/2027	1.10%
Morgan Stanley Private Bank	Purchase, NY	CD	34221	RBC Wealth	\$ 245,000.00	7/15/2022	7/15/2027	3.60%
State Bank of India	New York, NY	CD	33682	RBC Wealth	\$ 135,000.00	7/22/2022	7/22/2027	3.40%
First National Bank	East Lansing, MI	CD	17438	RBC Wealth	\$ 245,000.00	9/28/2023	9/28/2027	4.50%
Washington County Bank	Blair, NE	CD	12241	RBC Wealth	\$ 155,000.00	3/30/2021	9/30/2027	1.10%
Iowa State Bank	Hull, IA	CD	13953	RBC Wealth	\$ 245,000.00	3/22/2023	3/22/2028	5.35%
Frazer Bank	Altus, OK	CD	4031	RBC Wealth	\$ 245,000.00	6/25/2021	6/26/2028	1.10%
Merrick Bank	South Jordan, UT	CD	34519	RBC Wealth	\$ 245,000.00	7/31/2020	7/31/2028	1.00%
Celtic Bank	Salt Lake City, UT	CD	57056	RBC Wealth	\$ 245,000.00	1/31/2023	1/31/2029	4.40%
BankUnited, NA	Miami Lakes, FL	CD	58979	Wells Fargo	\$ 244,000.00	4/14/2021	4/15/2024	0.45%
UBS Bank	Salt Lake City, UT	CD	57565	Wells Fargo	\$ 124,000.00	6/23/2021	6/23/2024	0.35%
BMW Bank of North America	Salt Lake City, UT	CD	35141	Wells Fargo	\$ 106,000.00	7/16/2021	7/16/2024	0.50%
New York Community Bank	Westbury, NY	CD	16022	Wells Fargo	\$ 245,000.00	9/10/2021	9/10/2024	0.65%
Morgan Stanley Bank NA	South Jordan, UT	CD	32992	Wells Fargo	\$ 150,000.00	8/16/2023	2/18/2025	5.10%
Toyota Financial Savings Bank	Henderson, NV	CD	57542	Wells Fargo	\$ 245,000.00	8/19/2021	8/19/2025	0.70%
Federal Home Loan Bank	McLean, VA	AG		Wells Fargo	\$ 150,000.00	1/21/2021	1/29/2026	0.40%
Goldman Sachs Bank	New York, NY	CD	33124	Wells Fargo	\$ 245,000.00	8/11/2021	2/11/2026	1.00%
Sallie Mae Bank	Salt Lake City, UT	CD	58177	Wells Fargo	\$ 118,000.00	7/8/2021	7/8/2026	1.00%
Sallie Mae Bank	Salt Lake City, UT	CD	58177	Wells Fargo	\$ 129,000.00	8/25/2021	8/25/2026	1.05%
JP Morgan Chase	Columbus, OH	CD	628	Wells Fargo	\$ 245,000.00	9/23/2020	9/23/2026	0.50%
Business First Bank	Baton Rouge, LA	CD	58228	Wells Fargo	\$ 245,000.00	3/15/2024	3/15/2027	4.55%
Third Federal Savings and Loan Association of Cleveland	Cleveland, OH	CD	30012	Wells Fargo	\$ 218,000.00	8/19/2022	8/19/2027	3.47%
BMO Harris Bank	Chicago, IL	CD	16571	Wells Fargo	\$ 245,000.00	7/13/2021	7/13/2028	1.00%

\$ 10,221,875.71

CD = Certificate of Deposit

AG = Agency/Government Asset Backed

Note: This list represents the combined portfolios of the City of Mora and Mora Municipal Utilities. For breakdown by fund, please refer to the Balance Sheet.

CITY OF MORA/MORA MUNICIPAL UTILITIES
 Debt Retirement Schedule
 For the Year Ending December 31, 2024

SUM OF ALL DEBT			Series 2015B Wood & Grove St	Series 2015C - Refunding Bond (formerly 2006A Maple Ave)			Series 2017A 9th & Wood St	Series 2022A N Grove St	MnPFA Water	MnPFA WWTP	Mora HRA Bonds*		
Year	Year-End Balance	Principal Reduction	Fund 532 Year-End Balance	Fund 533 Year-End Balance	Fund 652 Year-End Balance	Fund 653 Year-End Balance	Fund 535 Year-End Balance	Fund 536 Year-End Balance	G 652-22031 Year-End Balance	G 653-22031 Year-End Balance	Series 2019A Eastwood Fund 531 Year-End Balance	Series 2009B Fund 531 Year-End Balance	
2016	11,387,000.00		1,385,000.00	1,251,495.00	267,364.00	221,141.00			1,151,000.00	3,326,000.00		350,000.00	
2017	12,039,957.75	652,957.75	1,345,000.00	1,125,495.00	246,858.00	202,647.00	1,325,000.00		1,078,000.00	3,056,957.75		290,000.00	
2018	11,484,957.75	(555,000.00)	1,290,000.00	1,039,495.00	223,036.00	182,469.00	1,325,000.00		1,004,000.00	2,895,957.75		225,000.00	
2019	11,080,000.00	(404,957.75)	1,230,000.00	942,495.00	201,854.00	165,651.00	1,290,000.00		928,000.00	2,842,000.00	2019	3,095,000.00	155,000.00
2020	10,433,000.00	(647,000.00)	1,170,000.00	840,495.00	180,672.00	148,833.00	1,235,000.00		851,000.00	2,677,000.00	2020	3,095,000.00	80,000.00
2021	9,759,000.00	(674,000.00)	1,110,000.00	733,495.00	159,490.00	132,015.00	1,180,000.00		773,000.00	2,511,000.00	2021	3,080,000.00	-
2022	10,621,000.00	862,000.00	1,050,000.00	622,995.00	137,648.00	114,357.00	1,125,000.00	1,575,000.00	693,000.00	2,343,000.00	2022	2,960,000.00	
2023	9,975,000.00	(646,000.00)	985,000.00	512,495.00	115,806.00	96,699.00	1,070,000.00	1,575,000.00	612,000.00	2,173,000.00	2023	2,835,000.00	
2024	9,251,000.00	(724,000.00)	920,000.00	398,495.00	89,990.00	76,515.00	1,010,000.00	1,520,000.00	529,000.00	2,002,000.00	2024	2,705,000.00	
2025	8,524,000.00	(727,000.00)	855,000.00	284,495.00	64,174.00	56,331.00	950,000.00	1,465,000.00	445,000.00	1,829,000.00	2025	2,575,000.00	
2026	7,783,000.00	(741,000.00)	790,000.00	166,995.00	37,698.00	35,307.00	890,000.00	1,405,000.00	359,000.00	1,654,000.00	2026	2,445,000.00	
2027	7,024,000.00	(759,000.00)	720,000.00	50,995.00	10,562.00	13,443.00	830,000.00	1,340,000.00	272,000.00	1,477,000.00	2027	2,310,000.00	
2028	6,342,000.00	(682,000.00)	650,000.00	-	-	-	765,000.00	1,275,000.00	183,000.00	1,299,000.00	2028	2,170,000.00	
2029	5,726,000.00	(616,000.00)	580,000.00				700,000.00	1,210,000.00	92,000.00	1,119,000.00	2029	2,025,000.00	
2030	5,092,000.00	(634,000.00)	505,000.00				630,000.00	1,140,000.00	-	937,000.00	2030	1,880,000.00	
2031	4,543,000.00	(549,000.00)	430,000.00				560,000.00	1,070,000.00		753,000.00	2031	1,730,000.00	
2032	3,987,000.00	(556,000.00)	350,000.00				490,000.00	1,000,000.00		567,000.00	2032	1,580,000.00	
2033	3,410,000.00	(577,000.00)	265,000.00				415,000.00	925,000.00		380,000.00	2033	1,425,000.00	
2034	2,821,000.00	(589,000.00)	180,000.00				340,000.00	845,000.00		191,000.00	2034	1,265,000.00	
2035	2,220,000.00	(601,000.00)	90,000.00				260,000.00	765,000.00		-	2035	1,105,000.00	
2036	1,795,000.00	(425,000.00)	-				175,000.00	680,000.00			2036	940,000.00	
2037	1,455,000.00	(340,000.00)					90,000.00	595,000.00			2037	770,000.00	
2038	1,100,000.00	(355,000.00)					-	505,000.00			2038	595,000.00	
2039	830,000.00	(270,000.00)						415,000.00			2039	415,000.00	
2040	320,000.00	(510,000.00)						320,000.00			2040	-	
2041	215,000.00	(105,000.00)						215,000.00					
2042	110,000.00	(105,000.00)						110,000.00					
2043	-	(110,000.00)						-					

* These Bonds are special obligations of the Authority but are general obligations of the City for which the City pledges its full faith, credit and taxing powers.



CITY OF MORA
Revenue Guideline For Commission
 Current Period: March 2024

Last Dim Descr	2024 YTD Budget	2024 YTD Amt	2024 YTD Balance	2024 % of Budget Remain	Explanation
651 ELECTRIC FUND					
Other State Grants & Aids	\$0.00	\$0.00	\$0.00	0.00%	
PERA Aid	\$0.00	\$0.00	\$0.00	0.00%	
Int/Pen on Spec Assmts	\$400.00	\$0.00	\$400.00	100.00%	
Interest Earnings	\$109,790.00	\$68,714.05	\$41,075.95	37.41%	See Note A.
Unrealized Gain/(Loss) on Inv	\$0.00	\$34,620.14	-\$34,620.14	0.00%	See Note A
Dividends	\$300.00	\$0.00	\$300.00	100.00%	
Service Chg on NSF Checks	\$600.00	\$270.00	\$330.00	55.00%	
Electricity Sales	\$6,875,740.00	\$1,569,063.35	\$5,306,676.65	77.18%	
Misc Income	\$2,000.00	\$447.02	\$1,552.98	77.65%	
Excess Equity	\$0.00	\$0.00	\$0.00	0.00%	
SMMPA Contract	\$500,000.00	\$140,727.71	\$359,272.29	71.85%	
CIP Reimbursements	\$46,750.00	\$2,058.36	\$44,691.64	95.60%	
Penalties	\$30,000.00	\$8,011.38	\$21,988.62	73.30%	
Misc Service Revenues	\$20,000.00	\$1,505.00	\$18,495.00	92.48%	
Rent from Elec Property	\$5,000.00	\$1,261.50	\$3,738.50	74.77%	
Distributed Energy Resources	\$200.00	\$3,000.00	-\$2,800.00	-1400.00%	See Note B.
Labor Sales	\$4,000.00	\$2,725.00	\$1,275.00	31.88%	
Recoveries of Bad Debt	\$0.00	\$0.00	\$0.00	0.00%	
Cash Over/Short	\$0.00	\$0.00	\$0.00	0.00%	
Sale of Fixed Assets	\$0.00	\$0.00	\$0.00	0.00%	
Trf from General Fund	\$0.00	\$0.00	\$0.00	0.00%	
Trf from Special Revenue Fund	\$6,490.00	\$3,304.11	\$3,185.89	49.09%	
Trf from Enterprise Fund	\$0.00	\$0.00	\$0.00	0.00%	
Special Items	\$0.00	\$0.00	\$0.00	0.00%	
651 ELECTRIC FUND	\$7,601,270.00	\$1,835,707.62	\$5,765,562.38	75.85%	
652 WATER FUND					
Other State Grants & Aids	\$0.00	\$0.00	\$0.00	0.00%	
PERA Aid	\$0.00	\$0.00	\$0.00	0.00%	
Special Assessments	\$0.00	\$0.00	\$0.00	0.00%	
Int/Pen on Spec Assmts	\$0.00	\$0.00	\$0.00	0.00%	
Interest Earnings	\$13,350.00	\$9,975.52	\$3,374.48	25.28%	See Note A
Unrealized Gain/(Loss) on Inv	\$0.00	\$5,690.90	-\$5,690.90	0.00%	See Note A
Dividends	\$0.00	\$0.00	\$0.00	0.00%	
Service Chg on NSF Checks	\$0.00	\$0.00	\$0.00	0.00%	
Water Sales	\$871,070.00	\$219,779.92	\$651,290.08	74.77%	
Misc Income	\$2,000.00	\$0.00	\$2,000.00	100.00%	
Penalties	\$10,000.00	\$3,651.54	\$6,348.46	63.48%	
Labor Sales	\$1,500.00	\$150.00	\$1,350.00	90.00%	
Antenna Leases	\$5,000.00	\$1,026.21	\$3,973.79	79.48%	
WAC Fees	\$3,000.00	\$1,500.00	\$1,500.00	50.00%	
Water/Sewer Buy-In	\$0.00	\$0.00	\$0.00	0.00%	
Leak Protection Commissions	\$1,000.00	\$1,290.50	-\$290.50	-29.05%	See Note C.
Sale of Fixed Assets	\$0.00	\$0.00	\$0.00	0.00%	
Trf from General Fund	\$0.00	\$0.00	\$0.00	0.00%	
Trf from Special Revenue Fund	\$0.00	\$0.00	\$0.00	0.00%	
Trf from Enterprise Fund	\$0.00	\$0.00	\$0.00	0.00%	
652 WATER FUND	\$906,920.00	\$243,064.59	\$663,855.41	73.20%	
653 SEWER FUND					
Other State Grants & Aids	\$0.00	\$0.00	\$0.00	0.00%	
PERA Aid	\$0.00	\$0.00	\$0.00	0.00%	
Point Source Imp Grant (PFA)	\$0.00	\$0.00	\$0.00	0.00%	



CITY OF MORA
Revenue Guideline For Commission
 Current Period: March 2024

Last Dim Descr	2024 YTD Budget	2024 YTD Amt	2024 YTD Balance	2024 % of Budget Remain	Explanation
Clean Water Grant (PFA)	\$0.00	\$0.00	\$0.00	0.00%	
Special Assessments	\$0.00	\$0.00	\$0.00	0.00%	
Int/Pen on Spec Assmts	\$100.00	\$0.00	\$100.00	100.00%	
Interest Earnings	\$29,600.00	\$21,862.14	\$7,737.86	26.14%	See Note A
Unrealized Gain/(Loss) on Inv	\$0.00	\$12,423.11	-\$12,423.11	0.00%	See Note A
Dividends	\$0.00	\$0.00	\$0.00	0.00%	
Misc Income	\$0.00	\$0.00	\$0.00	0.00%	
Penalties	\$16,000.00	\$5,731.61	\$10,268.39	64.18%	
Labor Sales	\$0.00	\$0.00	\$0.00	0.00%	
Water/Sewer Buy-In	\$0.00	\$0.00	\$0.00	0.00%	
Land Rent - WWTP	\$4,560.00	\$0.00	\$4,560.00	100.00%	
Sewer Charges - Treatment	\$1,171,827.00	\$309,460.10	\$862,366.90	73.59%	
SAC Fees	\$15,000.00	\$2,400.00	\$12,600.00	84.00%	
Leak Protection Commissions	\$2,000.00	\$1,370.00	\$630.00	31.50%	See Note C.
Sale of Fixed Assets	\$0.00	\$0.00	\$0.00	0.00%	
Comp. for Loss of Fixed Assets	\$0.00	\$0.00	\$0.00	0.00%	
Trf from General Fund	\$0.00	\$0.00	\$0.00	0.00%	
Trf from Special Revenue Fund	\$0.00	\$0.00	\$0.00	0.00%	
Trf from Enterprise Fund	\$0.00	\$0.00	\$0.00	0.00%	
653 SEWER FUND	\$1,239,087.00	\$353,246.96	\$885,840.04	71.49%	
	\$9,747,277.00	\$2,432,019.17	\$7,315,257.83	75.05%	



CITY OF MORA
Expenditure Guideline For Commission
 Current Period: March 2024

Last Dim Descr	2024 YTD Budget	2024 YTD Amt	2024 YTD Balance	2024 % of Budget Remain	Explanation
651 ELECTRIC FUND					
49510 GENERATION & POWER SUPPLY					
Wages & Salaries	\$60,998.00	\$10,225.83	\$50,772.17	83.24%	_____
PERA	\$4,383.00	\$766.91	\$3,616.09	82.50%	_____
FICA	\$3,782.00	\$605.97	\$3,176.03	83.98%	_____
Medicare	\$884.00	\$141.72	\$742.28	83.97%	_____
VEBA or H.S.A.	\$247.00	\$26.58	\$220.42	89.24%	_____
Health Insurance	\$5,110.00	\$692.56	\$4,417.44	86.45%	_____
Life Insurance	\$84.00	\$18.31	\$65.69	78.20%	_____
Dental Insurance	\$29.00	\$1.58	\$27.42	94.55%	_____
Office Supplies	\$0.00	\$0.00	\$0.00	0.00%	_____
Cleaning Supplies	\$150.00	\$69.20	\$80.80	53.87%	_____
Motor Fuels	\$150.00	\$0.00	\$150.00	100.00%	_____
Other Operating Supplies	\$1,500.00	\$78.26	\$1,421.74	94.78%	_____
Uniforms	\$3,500.00	\$172.50	\$3,327.50	95.07%	_____
Repair/Maint - Bldg & Equip	\$12,000.00	\$550.00	\$11,450.00	95.42%	_____
Small Tools & Equipment	\$1,000.00	\$5.00	\$995.00	99.50%	_____
Large Tools & Equipment	\$500.00	\$0.00	\$500.00	100.00%	_____
Meetings, Training, & Travel	\$600.00	\$0.00	\$600.00	100.00%	_____
Advertising	\$50.00	\$0.00	\$50.00	100.00%	_____
Workers Comp Insurance	\$1,549.00	\$211.83	\$1,337.17	86.32%	_____
Water	\$1,500.00	\$197.96	\$1,302.04	86.80%	_____
Natural Gas - Heat	\$15,000.00	\$2,400.41	\$12,599.59	84.00%	_____
Garbage Removal	\$1,500.00	\$291.98	\$1,208.02	80.53%	_____
Sewer	\$1,000.00	\$57.72	\$942.28	94.23%	_____
Storm Water	\$275.00	\$41.52	\$233.48	84.90%	_____
Fuel Oil	\$130,000.00	\$37,276.17	\$92,723.83	71.33%	_____
Dues & Subscriptions	\$10,000.00	\$85.00	\$9,915.00	99.15%	_____
Miscellaneous	\$5,700.00	\$109.20	\$5,590.80	98.08%	_____
Generation Exp	\$15,000.00	\$647.35	\$14,352.65	95.68%	_____
Purchased Power	\$5,147,825.00	\$1,115,969.20	\$4,031,855.80	78.32%	_____
Maint of Structure	\$5,000.00	\$0.00	\$5,000.00	100.00%	_____
Maint of Gen Equip	\$15,000.00	\$232.04	\$14,767.96	98.45%	_____
Landfill Gen Exp	\$30,000.00	\$570.86	\$29,429.14	98.10%	_____
49510 GENERATION & POWE	\$5,474,316.00	\$1,171,445.66	\$4,302,870.34	78.60%	
49515 LANDFILL GENERATION					
Wages & Salaries	\$101,492.00	\$14,894.20	\$86,597.80	85.32%	_____
PERA	\$7,110.00	\$1,117.13	\$5,992.87	84.29%	_____
FICA	\$6,293.00	\$884.51	\$5,408.49	85.94%	_____
Medicare	\$1,472.00	\$206.88	\$1,265.12	85.95%	_____
ICMA	\$0.00	\$0.00	\$0.00	0.00%	_____
VEBA or H.S.A.	\$646.00	\$37.20	\$608.80	94.24%	_____
Health Insurance	\$11,953.00	\$1,332.22	\$10,620.78	88.85%	_____
Life Insurance	\$139.00	\$25.00	\$114.00	82.01%	_____
Dental Insurance	\$52.00	\$6.87	\$45.13	86.79%	_____
Workers Comp Insurance	\$2,578.00	\$352.56	\$2,225.44	86.32%	_____
49515 LANDFILL GENERATIO	\$131,735.00	\$18,856.57	\$112,878.43	85.69%	
49520 ELECTRIC DISTRIBUTION					
Wages & Salaries	\$276,499.00	\$81,573.62	\$194,925.38	70.50%	_____
PERA	\$19,810.00	\$6,117.98	\$13,692.02	69.12%	_____
FICA	\$17,145.00	\$4,842.35	\$12,302.65	71.76%	_____
Medicare	\$4,013.00	\$1,132.46	\$2,880.54	71.78%	_____



CITY OF MORA

Expenditure Guideline For Commission

Current Period: March 2024

Last Dim Descr	2024 YTD Budget	2024 YTD Amt	2024 YTD Balance	2024 % of Budget Remain	Explanation
VEBA or H.S.A.	\$1,227.00	\$533.24	\$693.76	56.54%	
Health Insurance	\$28,371.00	\$10,949.60	\$17,421.40	61.41%	
Life Insurance	\$375.00	\$159.18	\$215.82	57.55%	
Dental Insurance	\$184.00	\$65.29	\$118.71	64.52%	
Cleaning Supplies	\$40.00	\$22.97	\$17.03	42.58%	
Other Operating Supplies	\$0.00	\$0.00	\$0.00	0.00%	
Uniforms	\$16,000.00	\$5,205.52	\$10,794.48	67.47%	
Repair/Maint - Bldg & Equip	\$200.00	\$0.00	\$200.00	100.00%	
Small Tools & Equipment	\$40,000.00	\$197.51	\$39,802.49	99.51%	
Engineering	\$35,000.00	\$0.00	\$35,000.00	100.00%	
Professional Services - Misc	\$10,000.00	\$1,520.96	\$8,479.04	84.79%	
ECE Services	\$40,000.00	\$385.57	\$39,614.43	99.04%	See Note D.
Postage	\$150.00	\$0.00	\$150.00	100.00%	
Meetings, Training, & Travel	\$25,000.00	\$0.00	\$25,000.00	100.00%	
Workers Comp Insurance	\$7,145.00	\$977.10	\$6,167.90	86.32%	
Rentals	\$2,000.00	\$0.00	\$2,000.00	100.00%	
Miscellaneous	\$5,000.00	\$0.00	\$5,000.00	100.00%	
Maint of Substation Equip	\$30,000.00	\$361.45	\$29,638.55	98.80%	
Maint of Overhead Lines	\$160,000.00	\$8,059.11	\$151,940.89	94.96%	
Maint of Underground Lines	\$100,000.00	\$3,068.94	\$96,931.06	96.93%	
Maint of St. Lights & Signals	\$20,000.00	\$1,663.70	\$18,336.30	91.68%	
Maint of Meters	\$12,000.00	\$0.00	\$12,000.00	100.00%	
Maint of GIS	\$16,000.00	\$15,000.00	\$1,000.00	6.25%	
Misc Distribution Exp	\$15,000.00	\$548.90	\$14,451.10	96.34%	
Line Transformer Exp	\$24,000.00	\$6,100.04	\$17,899.96	74.58%	
Truck Expense	\$25,000.00	\$14,109.57	\$10,890.43	43.56%	
Trf to General Fund	\$0.00	\$0.00	\$0.00	0.00%	
49520 ELECTRIC DISTRIBUTI	\$930,159.00	\$162,595.06	\$767,563.94	82.52%	
49530 ELECTRIC ADMINISTRATION					
Wages & Salaries	\$242,259.00	\$55,717.83	\$186,541.17	77.00%	
PERA	\$17,467.00	\$4,010.17	\$13,456.83	77.04%	
FICA	\$15,020.00	\$3,321.36	\$11,698.64	77.89%	
Medicare	\$3,513.00	\$776.93	\$2,736.07	77.88%	
ICMA	\$0.00	\$0.00	\$0.00	0.00%	
VEBA or H.S.A.	\$963.00	\$231.43	\$731.57	75.97%	
Health Insurance	\$15,080.00	\$3,665.77	\$11,414.23	75.69%	
Life Insurance	\$401.00	\$119.27	\$281.73	70.26%	
Dental Insurance	\$108.00	\$26.77	\$81.23	75.21%	
Unemployment Benefit Pmts	\$0.00	\$0.00	\$0.00	0.00%	
Office Supplies	\$1,600.00	\$156.79	\$1,443.21	90.20%	
Other Operating Supplies	\$150.00	\$0.00	\$150.00	100.00%	
Uniforms	\$200.00	\$0.00	\$200.00	100.00%	
Small Tools & Equipment	\$1,400.00	\$592.50	\$807.50	57.68%	
Auditing	\$5,500.00	\$5,060.00	\$440.00	8.00%	
Engineering	\$5,000.00	\$0.00	\$5,000.00	100.00%	
Legal Services	\$1,500.00	\$0.00	\$1,500.00	100.00%	
Professional Services - Misc	\$15,000.00	\$2,546.17	\$12,453.83	83.03%	
Telephone	\$4,000.00	\$1,046.38	\$2,953.62	73.84%	
Postage	\$800.00	\$42.17	\$757.83	94.73%	
Meetings, Training, & Travel	\$10,500.00	\$4,118.67	\$6,381.33	60.77%	
Advertising	\$200.00	\$0.00	\$200.00	100.00%	
Contributions	\$20,300.00	\$5,000.01	\$15,299.99	75.37%	
Depreciation	\$187,690.00	\$46,697.53	\$140,992.47	75.12%	



CITY OF MORA
Expenditure Guideline For Commission
 Current Period: March 2024

Last Dim Descr	2024 YTD Budget	2024 YTD Amt	2024 YTD Balance	2024 % of Budget Remain	Explanation
Insurance	\$60,225.00	\$12,851.76	\$47,373.24	78.66%	
Workers Comp Insurance	\$4,058.00	\$554.88	\$3,503.12	86.33%	
Bad Debts/NSF Checks	\$500.00	\$1,773.45	-\$1,273.45	-254.69%	See Note E.
Dues & Subscriptions	\$12,000.00	\$12,005.00	-\$5.00	-0.04%	
Miscellaneous	\$500.00	\$0.00	\$500.00	100.00%	
Payment Processing Expenses	\$7,600.00	\$1,809.45	\$5,790.55	76.19%	
Change in Pension	\$0.00	\$0.00	\$0.00	0.00%	
Cust UB/Collection	\$7,000.00	\$2,233.92	\$4,766.08	68.09%	
Misc General Exp	\$0.00	\$0.00	\$0.00	0.00%	
Energy Conservation	\$55,000.00	\$1,765.96	\$53,234.04	96.79%	
Interest Expense	\$0.00	\$0.00	\$0.00	0.00%	
Interest on Customer Deposits	\$1,500.00	\$302.89	\$1,197.11	79.81%	
Trf to General Fund	\$303,786.00	\$0.00	\$303,786.00	100.00%	
Trf to Special Revenue Fund	\$0.00	\$0.00	\$0.00	0.00%	
Trf to Enterprise Fund	\$0.00	\$0.00	\$0.00	0.00%	
49530 ELECTRIC ADMINISTRA	\$1,000,820.00	\$166,427.06	\$834,392.94	83.37%	
651 ELECTRIC FUND	\$7,537,030.00	\$1,519,324.35	\$6,017,705.65	79.84%	
652 WATER FUND					
49410 WATER SUPPLY					
Wages & Salaries	\$19,240.00	\$3,457.84	\$15,782.16	82.03%	
PERA	\$1,443.00	\$259.31	\$1,183.69	82.03%	
FICA	\$1,193.00	\$207.25	\$985.75	82.63%	
Medicare	\$279.00	\$48.48	\$230.52	82.62%	
ICMA	\$0.00	\$0.00	\$0.00	0.00%	
VEBA or H.S.A.	\$144.00	\$34.93	\$109.07	75.74%	
Health Insurance	\$2,402.00	\$491.35	\$1,910.65	79.54%	
Life Insurance	\$33.00	\$9.67	\$23.33	70.70%	
Dental Insurance	\$13.00	\$0.00	\$13.00	100.00%	
Motor Fuels	\$350.00	\$0.00	\$350.00	100.00%	
Lubricants & Additives	\$150.00	\$0.00	\$150.00	100.00%	
Other Operating Supplies	\$0.00	\$0.00	\$0.00	0.00%	
Repair/Maint - Bldg & Equip	\$75,000.00	\$17,747.46	\$57,252.54	76.34%	
Small Tools & Equipment	\$5,000.00	\$0.00	\$5,000.00	100.00%	
Professional Services - Misc	\$5,000.00	\$430.00	\$4,570.00	91.40%	
Meetings, Training, & Travel	\$0.00	\$0.00	\$0.00	0.00%	
Workers Comp Insurance	\$618.00	\$84.51	\$533.49	86.33%	
Electricity	\$15,000.00	\$2,646.28	\$12,353.72	82.36%	
Natural Gas - Heat	\$1,400.00	\$163.88	\$1,236.12	88.29%	
Garbage Removal	\$0.00	\$0.00	\$0.00	0.00%	
Storm Water	\$350.00	\$51.52	\$298.48	85.28%	
Miscellaneous	\$0.00	\$0.00	\$0.00	0.00%	
49410 WATER SUPPLY	\$127,615.00	\$25,632.48	\$101,982.52	79.91%	
49420 WATER TREATMENT					
Wages & Salaries	\$69,205.00	\$12,504.93	\$56,700.07	81.93%	
PERA	\$5,190.00	\$937.83	\$4,252.17	81.93%	
FICA	\$4,291.00	\$743.69	\$3,547.31	82.67%	
Medicare	\$1,003.00	\$173.88	\$829.12	82.66%	
ICMA	\$0.00	\$0.00	\$0.00	0.00%	
VEBA or H.S.A.	\$518.00	\$125.82	\$392.18	75.71%	
Health Insurance	\$8,644.00	\$2,033.50	\$6,610.50	76.48%	
Life Insurance	\$119.00	\$30.60	\$88.40	74.29%	
Dental Insurance	\$46.00	\$0.00	\$46.00	100.00%	



CITY OF MORA

Expenditure Guideline For Commission

Current Period: March 2024

Last Dim Descr	2024 YTD Budget	2024 YTD Amt	2024 YTD Balance	2024 % of Budget Remain	Explanation
Lab Supplies	\$1,000.00	\$0.00	\$1,000.00	100.00%	
Cleaning Supplies	\$0.00	\$0.00	\$0.00	0.00%	
Chemicals	\$30,000.00	\$8,853.89	\$21,146.11	70.49%	
Other Operating Supplies	\$0.00	\$0.00	\$0.00	0.00%	
Repair/Maint - Bldg & Equip	\$15,000.00	\$11,553.60	\$3,446.40	22.98%	
Small Tools & Equipment	\$5,000.00	\$91.82	\$4,908.18	98.16%	
Engineering	\$0.00	\$0.00	\$0.00	0.00%	
Professional Services - Misc	\$10,000.00	\$414.46	\$9,585.54	95.86%	
Postage	\$10.00	\$0.00	\$10.00	100.00%	
Meetings, Training, & Travel	\$0.00	\$0.00	\$0.00	0.00%	
Workers Comp Insurance	\$2,223.00	\$303.69	\$1,919.31	86.34%	
Electricity	\$20,000.00	\$2,660.40	\$17,339.60	86.70%	
Natural Gas - Heat	\$2,400.00	\$653.15	\$1,746.85	72.79%	
Storm Water	\$170.00	\$25.76	\$144.24	84.85%	
Miscellaneous	\$20.00	\$20.00	\$0.00	0.00%	
49420 WATER TREATMENT	\$174,839.00	\$41,127.02	\$133,711.98	76.48%	
49430 WATER DISTRIBUTION					
Wages & Salaries	\$30,847.00	\$9,919.51	\$20,927.49	67.84%	
PERA	\$2,285.00	\$743.90	\$1,541.10	67.44%	
FICA	\$1,912.00	\$588.50	\$1,323.50	69.22%	
Medicare	\$447.00	\$137.72	\$309.28	69.19%	
ICMA	\$0.00	\$0.00	\$0.00	0.00%	
VEBA or H.S.A.	\$225.00	\$78.05	\$146.95	65.31%	
Health Insurance	\$3,852.00	\$2,304.66	\$1,547.34	40.17%	
Life Insurance	\$53.00	\$32.63	\$20.37	38.43%	
Dental Insurance	\$20.00	\$3.50	\$16.50	82.50%	
Cleaning Supplies	\$50.00	\$0.00	\$50.00	100.00%	
Motor Fuels	\$3,500.00	\$762.01	\$2,737.99	78.23%	
Lubricants & Additives	\$600.00	\$0.00	\$600.00	100.00%	
Other Operating Supplies	\$0.00	\$0.00	\$0.00	0.00%	
Uniforms	\$0.00	\$0.00	\$0.00	0.00%	
Tires	\$500.00	\$0.00	\$500.00	100.00%	
Landscaping Materials	\$200.00	\$0.00	\$200.00	100.00%	
Repair/Maint - Bldg & Equip	\$45,000.00	\$632.67	\$44,367.33	98.59%	
Small Tools & Equipment	\$4,000.00	\$380.83	\$3,619.17	90.48%	
Professional Services - Misc	\$6,000.00	\$1,108.11	\$4,891.89	81.53%	
Postage	\$100.00	\$0.00	\$100.00	100.00%	
Meetings, Training, & Travel	\$0.00	\$0.00	\$0.00	0.00%	
Workers Comp Insurance	\$1,022.00	\$139.77	\$882.23	86.32%	
Electricity	\$700.00	\$214.42	\$485.58	69.37%	
Storm Water	\$175.00	\$28.76	\$146.24	83.57%	
Miscellaneous	\$50.00	\$0.00	\$50.00	100.00%	
49430 WATER DISTRIBUTION	\$101,538.00	\$17,075.04	\$84,462.96	83.18%	
49440 WATER ADMINISTRATION					
Wages & Salaries	\$112,127.00	\$26,155.03	\$85,971.97	76.67%	
PERA	\$8,072.00	\$1,877.36	\$6,194.64	76.74%	
FICA	\$6,952.00	\$1,563.09	\$5,388.91	77.52%	
Medicare	\$1,626.00	\$365.63	\$1,260.37	77.51%	
ICMA	\$0.00	\$0.00	\$0.00	0.00%	
VEBA or H.S.A.	\$558.00	\$144.70	\$413.30	74.07%	
Health Insurance	\$8,689.00	\$2,234.76	\$6,454.24	74.28%	
Life Insurance	\$188.00	\$56.62	\$131.38	69.88%	
Dental Insurance	\$58.00	\$14.61	\$43.39	74.81%	



CITY OF MORA
Expenditure Guideline For Commission
 Current Period: March 2024

Last Dim Descr	2024 YTD Budget	2024 YTD Amt	2024 YTD Balance	2024 % of Budget Remain	Explanation
Office Supplies	\$500.00	\$0.00	\$500.00	100.00%	
Other Operating Supplies	\$100.00	\$0.00	\$100.00	100.00%	
Uniforms	\$2,000.00	\$196.78	\$1,803.22	90.16%	
Small Tools & Equipment	\$500.00	\$0.00	\$500.00	100.00%	
Auditing	\$2,600.00	\$2,300.00	\$300.00	11.54%	
Engineering	\$0.00	\$0.00	\$0.00	0.00%	
Legal Services	\$200.00	\$0.00	\$200.00	100.00%	
Professional Services - Misc	\$7,500.00	\$183.41	\$7,316.59	97.55%	
Telephone	\$3,200.00	\$743.18	\$2,456.82	76.78%	
Postage	\$300.00	\$0.00	\$300.00	100.00%	
Meetings, Training, & Travel	\$5,000.00	\$176.90	\$4,823.10	96.46%	
Advertising	\$50.00	\$0.00	\$50.00	100.00%	
Contributions	\$0.00	\$0.00	\$0.00	0.00%	
Depreciation	\$361,253.00	\$87,986.08	\$273,266.92	75.64%	
Insurance	\$8,432.00	\$2,043.00	\$6,389.00	75.77%	
Workers Comp Insurance	\$1,991.00	\$272.28	\$1,718.72	86.32%	
Bad Debts/NSF Checks	\$0.00	\$0.00	\$0.00	0.00%	
Dues & Subscriptions	\$1,200.00	\$1,365.26	-\$165.26	-13.77%	
Miscellaneous	\$100.00	\$0.00	\$100.00	100.00%	
Payment Processing Expenses	\$3,500.00	\$904.75	\$2,595.25	74.15%	
Change in Pension	\$0.00	\$0.00	\$0.00	0.00%	
Cust UB/Collection	\$3,500.00	\$839.70	\$2,660.30	76.01%	
Interest Expense	\$15,375.00	\$7,859.22	\$7,515.78	48.88%	
Trf to General Fund	\$3,888.00	\$0.00	\$3,888.00	100.00%	
49440 WATER ADMINISTRATI	\$559,459.00	\$137,282.36	\$422,176.64	75.46%	
652 WATER FUND	\$963,451.00	\$221,116.90	\$742,334.10	77.05%	
653 SEWER FUND					
49460 SEWER COLLECTION SYSTEM					
Wages & Salaries	\$34,594.00	\$5,547.94	\$29,046.06	83.96%	
PERA	\$2,525.00	\$416.03	\$2,108.97	83.52%	
FICA	\$2,145.00	\$333.26	\$1,811.74	84.46%	
Medicare	\$502.00	\$77.92	\$424.08	84.48%	
ICMA	\$0.00	\$0.00	\$0.00	0.00%	
VEBA or H.S.A.	\$252.00	\$30.52	\$221.48	87.89%	
Health Insurance	\$4,204.00	\$694.27	\$3,509.73	83.49%	
Life Insurance	\$58.00	\$12.77	\$45.23	77.98%	
Dental Insurance	\$22.00	\$1.50	\$20.50	93.18%	
Cleaning Supplies	\$0.00	\$0.00	\$0.00	0.00%	
Motor Fuels	\$6,500.00	\$1,389.96	\$5,110.04	78.62%	
Lubricants & Additives	\$350.00	\$0.00	\$350.00	100.00%	
Chemicals	\$3,500.00	\$0.00	\$3,500.00	100.00%	
Other Operating Supplies	\$0.00	\$0.00	\$0.00	0.00%	
Tires	\$1,000.00	\$0.00	\$1,000.00	100.00%	
Repair/Maint - Bldg & Equip	\$60,000.00	\$6,294.43	\$53,705.57	89.51%	
Small Tools & Equipment	\$2,000.00	\$109.50	\$1,890.50	94.53%	
Professional Services - Misc	\$2,000.00	\$38.62	\$1,961.38	98.07%	
Meetings, Training, & Travel	\$0.00	\$0.00	\$0.00	0.00%	
Workers Comp Insurance	\$1,115.00	\$152.49	\$962.51	86.32%	
Rentals	\$0.00	\$0.00	\$0.00	0.00%	
Miscellaneous	\$50.00	\$0.00	\$50.00	100.00%	
49460 SEWER COLLECTION S	\$120,817.00	\$15,099.21	\$105,717.79	87.50%	
49463 QUAMBA COLLECTION SYSTEM					



CITY OF MORA

Expenditure Guideline For Commission

Current Period: March 2024

Last Dim Descr	2024 YTD Budget	2024 YTD Amt	2024 YTD Balance	2024 % of Budget Remain	Explanation
Wages & Salaries	\$873.00	\$830.24	\$42.76	4.90%	
PERA	\$60.00	\$62.31	-\$2.31	-3.85%	
FICA	\$54.00	\$49.65	\$4.35	8.06%	
Medicare	\$13.00	\$11.66	\$1.34	10.31%	
VEBA or H.S.A.	\$6.00	\$3.24	\$2.76	46.00%	
Health Insurance	\$100.00	\$21.92	\$78.08	78.08%	
Life Insurance	\$1.00	\$0.53	\$0.47	47.00%	
Dental Insurance	\$1.00	\$0.00	\$1.00	100.00%	
Motor Fuels	\$300.00	\$214.76	\$85.24	28.41%	
Lubricants & Additives	\$100.00	\$15.99	\$84.01	84.01%	
Chemicals	\$100.00	\$0.00	\$100.00	100.00%	
Other Operating Supplies	\$0.00	\$0.00	\$0.00	0.00%	
Repair/Maint - Bldg & Equip	\$10,000.00	\$4,368.75	\$5,631.25	56.31%	
Small Tools & Equipment	\$0.00	\$0.00	\$0.00	0.00%	
Professional Services - Misc	\$2,500.00	\$0.00	\$2,500.00	100.00%	
Meetings, Training, & Travel	\$0.00	\$0.00	\$0.00	0.00%	
Workers Comp Insurance	\$28.00	\$3.84	\$24.16	86.29%	
Miscellaneous	\$0.00	\$0.00	\$0.00	0.00%	
49463 QUAMBA COLLECTION	\$14,136.00	\$5,582.89	\$8,553.11	60.51%	
49470 SEWER LIFT STATIONS					
Wages & Salaries	\$16,857.00	\$3,756.11	\$13,100.89	77.72%	
PERA	\$1,262.00	\$281.67	\$980.33	77.68%	
FICA	\$1,045.00	\$224.33	\$820.67	78.53%	
Medicare	\$244.00	\$52.50	\$191.50	78.48%	
ICMA	\$0.00	\$0.00	\$0.00	0.00%	
VEBA or H.S.A.	\$126.00	\$34.50	\$91.50	72.62%	
Health Insurance	\$2,102.00	\$436.98	\$1,665.02	79.21%	
Life Insurance	\$29.00	\$9.23	\$19.77	68.17%	
Dental Insurance	\$11.00	\$0.00	\$11.00	100.00%	
Motor Fuels	\$2,500.00	\$0.00	\$2,500.00	100.00%	
Lubricants & Additives	\$100.00	\$0.00	\$100.00	100.00%	
Chemicals	\$2,000.00	\$0.00	\$2,000.00	100.00%	
Other Operating Supplies	\$0.00	\$0.00	\$0.00	0.00%	
Repair/Maint - Bldg & Equip	\$35,000.00	\$1,345.62	\$33,654.38	96.16%	
Small Tools & Equipment	\$1,000.00	\$0.00	\$1,000.00	100.00%	
Professional Services - Misc	\$6,000.00	\$0.00	\$6,000.00	100.00%	
Workers Comp Insurance	\$542.00	\$74.13	\$467.87	86.32%	
Electricity	\$16,000.00	\$2,979.36	\$13,020.64	81.38%	
Storm Water	\$175.00	\$25.76	\$149.24	85.28%	
Miscellaneous	\$0.00	\$0.00	\$0.00	0.00%	
49470 SEWER LIFT STATIONS	\$84,993.00	\$9,220.19	\$75,772.81	89.15%	
49480 WASTEWATER TREATMENT					
Wages & Salaries	\$159,841.00	\$29,081.90	\$130,759.10	81.81%	
PERA	\$11,240.00	\$2,181.20	\$9,058.80	80.59%	
FICA	\$9,910.00	\$1,739.11	\$8,170.89	82.45%	
Medicare	\$2,318.00	\$406.64	\$1,911.36	82.46%	
ICMA	\$0.00	\$0.00	\$0.00	0.00%	
VEBA or H.S.A.	\$1,156.00	\$220.30	\$935.70	80.94%	
Health Insurance	\$19,391.00	\$3,860.19	\$15,530.81	80.09%	
Life Insurance	\$252.00	\$68.67	\$183.33	72.75%	
Dental Insurance	\$14.00	\$0.58	\$13.42	95.86%	
Lab Supplies	\$3,000.00	\$0.00	\$3,000.00	100.00%	
Cleaning Supplies	\$100.00	\$16.57	\$83.43	83.43%	



CITY OF MORA
Expenditure Guideline For Commission
 Current Period: March 2024

Last Dim Descr	2024 YTD Budget	2024 YTD Amt	2024 YTD Balance	2024 % of Budget Remain	Explanation
Motor Fuels	\$3,500.00	\$27.81	\$3,472.19	99.21%	
Lubricants & Additives	\$200.00	\$1,093.91	-\$893.91	-446.96%	
Chemicals	\$5,000.00	\$1,149.00	\$3,851.00	77.02%	
Other Operating Supplies	\$0.00	\$371.40	-\$371.40	0.00%	
Uniforms	\$0.00	\$0.00	\$0.00	0.00%	
Tires	\$600.00	\$0.00	\$600.00	100.00%	
Landscaping Materials	\$200.00	\$0.00	\$200.00	100.00%	
Repair/Maint - Bldg & Equip	\$50,000.00	\$6,685.36	\$43,314.64	86.63%	
Small Tools & Equipment	\$4,000.00	\$1,538.95	\$2,461.05	61.53%	
Professional Services - Misc	\$30,000.00	\$4,025.18	\$25,974.82	86.58%	
Meetings, Training, & Travel	\$0.00	\$0.00	\$0.00	0.00%	
Workers Comp Insurance	\$4,955.00	\$677.22	\$4,277.78	86.33%	
Electricity	\$50,000.00	\$6,189.93	\$43,810.07	87.62%	
Water	\$1,800.00	\$156.50	\$1,643.50	91.31%	
Natural Gas - Heat	\$10,000.00	\$1,480.59	\$8,519.41	85.19%	
Garbage Removal	\$2,500.00	\$677.61	\$1,822.39	72.90%	
Sewer	\$0.00	\$0.00	\$0.00	0.00%	
Storm Water	\$325.00	\$52.98	\$272.02	83.70%	
Rentals	\$0.00	\$0.00	\$0.00	0.00%	
Miscellaneous	\$100.00	\$10.00	\$90.00	90.00%	
49480 WASTEWATER TREATM	\$370,402.00	\$61,711.60	\$308,690.40	83.34%	
49490 SEWER ADMINISTRATION					
Wages & Salaries	\$121,841.00	\$31,085.26	\$90,755.74	74.49%	
PERA	\$8,793.00	\$2,246.89	\$6,546.11	74.45%	
FICA	\$7,554.00	\$1,857.49	\$5,696.51	75.41%	
Medicare	\$1,767.00	\$434.14	\$1,332.86	75.43%	
ICMA	\$0.00	\$0.00	\$0.00	0.00%	
VEBA or H.S.A.	\$630.00	\$188.55	\$441.45	70.07%	
Health Insurance	\$9,890.00	\$3,235.38	\$6,654.62	67.29%	
Life Insurance	\$204.00	\$71.86	\$132.14	64.77%	
Dental Insurance	\$58.00	\$14.52	\$43.48	74.97%	
Unemployment Benefit Pmts	\$0.00	\$0.00	\$0.00	0.00%	
Office Supplies	\$500.00	\$0.00	\$500.00	100.00%	
Other Operating Supplies	\$100.00	\$0.00	\$100.00	100.00%	
Uniforms	\$2,000.00	\$321.06	\$1,678.94	83.95%	
Small Tools & Equipment	\$1,400.00	\$0.00	\$1,400.00	100.00%	
Auditing	\$2,900.00	\$2,300.00	\$600.00	20.69%	
Engineering	\$1,000.00	\$441.00	\$559.00	55.90%	
Legal Services	\$1,000.00	\$200.00	\$800.00	80.00%	
Professional Services - Misc	\$2,000.00	\$183.41	\$1,816.59	90.83%	
Telephone	\$6,000.00	\$1,527.26	\$4,472.74	74.55%	
Postage	\$300.00	\$0.00	\$300.00	100.00%	
Meetings, Training, & Travel	\$5,000.00	\$1,505.46	\$3,494.54	69.89%	
Advertising	\$100.00	\$0.00	\$100.00	100.00%	
Contributions	\$0.00	\$0.00	\$0.00	0.00%	
Depreciation	\$502,230.00	\$120,030.06	\$382,199.94	76.10%	
Insurance	\$19,850.00	\$4,575.99	\$15,274.01	76.95%	
Workers Comp Insurance	\$2,303.00	\$314.94	\$1,988.06	86.32%	
Bad Debts/NSF Checks	\$0.00	\$0.00	\$0.00	0.00%	
Dues & Subscriptions	\$2,400.00	\$2,690.00	-\$290.00	-12.08%	
Miscellaneous	\$300.00	\$0.00	\$300.00	100.00%	
Payment Processing Expenses	\$4,000.00	\$904.75	\$3,095.25	77.38%	
Property Tax Expense	\$1,500.00	\$0.00	\$1,500.00	100.00%	



CITY OF MORA
Expenditure Guideline For Commission
 Current Period: March 2024

Last Dim Descr	2024 YTD Budget	2024 YTD Amt	2024 YTD Balance	2024 % of Budget Remain	Explanation
Change in Pension	\$0.00	\$0.00	\$0.00	0.00%	
Cust UB/Collection	\$3,500.00	\$758.44	\$2,741.56	78.33%	
Interest Expense	\$24,450.00	\$12,361.43	\$12,088.57	49.44%	
Trf to General Fund	\$3,888.00	\$0.00	\$3,888.00	100.00%	
Trf to Debt Service Fund	\$0.00	\$0.00	\$0.00	0.00%	
49490 SEWER ADMINISTRATI	\$737,458.00	\$187,247.89	\$550,210.11	74.61%	
653 SEWER FUND	\$1,327,806.00	\$278,861.78	\$1,048,944.22	79.00%	
	\$9,828,287.00	\$2,019,303.03	\$7,808,983.97	79.45%	

Revenues - The following notes attempt to explain the reason for revenues outside what would be expected as shown on the following reports.

- A. Investments continue robust performance.
- B. Increase in interconnection application fees for solar energy - Olympak solar “lot” project.
- C. Leak protection commissions from ServLine. Services began in November 2022, budget unsure for the year. Budget amendment recommended.

Expenditures - The following notes attempt to explain the reason for expenditures outside what would be expected as shown on the following reports.

- D. ECE contracted services ended March 1, 2024. May need budget amendment in future.
- E. Uncollectable accounts – write-offs referred to collections when able.