



City of Mora
Kanabec County, Minnesota
Meeting Agenda
Public Utilities Commission

Mora City Hall
101 Lake St. S
Mora, MN 55051

Monday, April 17, 2023

3:00 PM

Mora City Hall

- 1. Call to Order / Pledge of Allegiance**
- 2. Roll Call**
- 3. Adopt Agenda** *(No item of business shall be considered unless it appears on the agenda for the meeting. Council members may add items to the agenda prior to adoption of the agenda.)*
- 4. Consent Agenda** *(Those items listed under Consent Agenda are considered to be routine by the City Council and will be acted upon by one motion under this agenda item. There will be no separate discussion of these items, unless a Council Member so requests, in which event, the item will be removed from the consent agenda and considered immediately after the adoption of the consent agenda.)*
 - a. *Meeting Minutes – March 2023*
 - b. *Claims – March 2023*
- 5. Open Forum** *(Individuals may address the council about any item not contained on the regular agenda. There is a maximum of fifteen (15) minutes set aside for open forum. A maximum of three (3) minutes is allotted per person. The City Council will take no official action on items discussed at the forum, with the exception of referral to staff for future report.)*
- 6. Special Business**
 - a. MMUA Bovitz Scholarship Essay Nomination – Natasha S.
 - b. Minnesota Pollution Control Agency Award– Certificate of Commendation – Joe K.
- 7. New Business**
 - a. None
- 8. Old Business**
 - a. Electrical Rate Review Update – Glenn / Joe K.
- 9. Communications**
 - a. *1st Quarter 2023 Utility Account Adjustment Report – Jessica B.*
 - b. *1st Quarter 2023 Utility Balance Update – Jessica B.*
 - c. *1st Quarter EV Report – Jessica B.*
 - d. *Quarterly Financial Report Quarter 1 2023 – Natasha S. / Kelly C.*
- 10. Reports**
 - a. Public Utilities General Manager
 - b. Public Works Director
 - c. Commissioner Heggernes
 - d. Commissioner Chmiel
 - e. Commissioner Christianson
 - f. Commissioner Baldwin
 - g. Chair Ardner
- 11. Closed Session** *In accordance with Minn. Stat. § 13D.05; subd. 1(d), (3a), meetings having data classified as not public., what meetings may be closed. The Open Meeting Law, Minn. Stat. Sec. 13D.05, allows the PUC to hold a closed session to evaluate employee performance Glenn Anderson and long-term employment contract.*
- 12. Adjournment**

CITY OF MORA
CHECK LIST-PUC

CHECK #	Search Name	Fund Descr	Dept Descr	Last Dim Descr	Comments	Amount
CHECK # 001335 COMPLETE MERCHANT SOLUTIONS						
001335	COMPLETE MERCHANT	ELECTRIC FUN	ELECTRIC ADMINIST	Payment Processing E	CREDIT CARD PYMT PROCESSI	\$417.00
001335	COMPLETE MERCHANT	WATER FUND	WATER ADMINISTR	Payment Processing E	CREDIT CARD PYMT PROCESSI	\$208.50
001335	COMPLETE MERCHANT	SEWER FUND	SEWER ADMINISTR	Payment Processing E	CREDIT CARD PYMT PROCESSI	\$208.50
						\$834.00
CHECK # 001335 COMPLETE MERCHANT SOLUTIONS						
CHECK # 001336 MORA MUNICIPAL UTILITIES						
001336	MORA MUNICIPAL UTILI	ELECTRIC FUN	GENERATION & PO	Sewer	UTILITIES	\$24.46
001336	MORA MUNICIPAL UTILI	ELECTRIC FUN	GENERATION & PO	Storm Water	UTILITIES	\$19.77
001336	MORA MUNICIPAL UTILI	ELECTRIC FUN	GENERATION & PO	Water	UTILITIES	\$86.75
001336	MORA MUNICIPAL UTILI	WATER FUND	WATER SUPPLY	Storm Water	UTILITIES	\$24.52
001336	MORA MUNICIPAL UTILI	WATER FUND	WATER SUPPLY	Electricity	UTILITIES	\$1,312.68
001336	MORA MUNICIPAL UTILI	WATER FUND	WATER TREATMENT	Electricity	UTILITIES	\$1,283.98
001336	MORA MUNICIPAL UTILI	WATER FUND	WATER TREATMENT	Storm Water	UTILITIES	\$12.26
001336	MORA MUNICIPAL UTILI	WATER FUND	WATER DISTRIBUTI	Electricity	UTILITIES	\$112.41
001336	MORA MUNICIPAL UTILI	WATER FUND	WATER DISTRIBUTI	Storm Water	UTILITIES	\$13.69
001336	MORA MUNICIPAL UTILI	SEWER FUND	SEWER LIFT STATIO	Electricity	UTILITIES	\$1,156.50
001336	MORA MUNICIPAL UTILI	SEWER FUND	SEWER LIFT STATIO	Storm Water	UTILITIES	\$12.26
001336	MORA MUNICIPAL UTILI	SEWER FUND	WASTEWATER TREA	Storm Water	UTILITIES	\$25.23
001336	MORA MUNICIPAL UTILI	SEWER FUND	WASTEWATER TREA	Electricity	UTILITIES	\$4,190.99
001336	MORA MUNICIPAL UTILI	SEWER FUND	WASTEWATER TREA	Water	UTILITIES	\$141.79
						\$8,417.29
CHECK # 001336 MORA MUNICIPAL UTILITIES						
CHECK # 001337 ONLINE COLLECTIONS						
001337	ONLINE COLLECTIONS	ELECTRIC FUN	ELECTRIC ADMINIST	Cust UB/Collection	NEW UB CUSTOMER CREDIT C	\$59.60
						\$59.60
CHECK # 001337 ONLINE COLLECTIONS						
CHECK # 001339 MN DEPT OF REVENUE						
001339	MN DEPT OF REVENUE	ELECTRIC FUN		Sales Tax Payable	SALES & USE TAX PYMT-FEB	\$28,166.00
001339	MN DEPT OF REVENUE	ELECTRIC FUN	GENERATION & PO	Landfill Gen Exp	SALES & USE TAX PYMT-FEB	\$1.00
001339	MN DEPT OF REVENUE	ELECTRIC FUN	GENERATION & PO	Other Operating Suppl	SALES & USE TAX PYMT-FEB	\$1.00
001339	MN DEPT OF REVENUE	ELECTRIC FUN	GENERATION & PO	Repair/Maint - Bldg &	SALES & USE TAX PYMT-FEB	\$2.00
001339	MN DEPT OF REVENUE	ELECTRIC FUN	GENERATION & PO	Small Tools & Equipm	SALES & USE TAX PYMT-FEB	\$3.00
001339	MN DEPT OF REVENUE	ELECTRIC FUN	GENERATION & PO	Garbage Removal	SALES & USE TAX PYMT-FEB	\$6.00
001339	MN DEPT OF REVENUE	ELECTRIC FUN	ELECTRIC DISTRIBU	Maint of St. Lights & S	SALES & USE TAX PYMT-FEB	-\$32.00
001339	MN DEPT OF REVENUE	ELECTRIC FUN	ELECTRIC DISTRIBU	Misc Distribution Exp	SALES & USE TAX PYMT-FEB	\$15.00
001339	MN DEPT OF REVENUE	ELECTRIC FUN	ELECTRIC DISTRIBU	Maint of Substation E	SALES & USE TAX PYMT-FEB	\$4.00
001339	MN DEPT OF REVENUE	ELECTRIC FUN	ELECTRIC ADMINIST	Office Supplies	SALES & USE TAX PYMT-FEB	\$3.00
001339	MN DEPT OF REVENUE	ELECTRIC FUN	ELECTRIC ADMINIST	Telephone	SALES & USE TAX PYMT-FEB	\$11.00
001339	MN DEPT OF REVENUE	ELECTRIC FUN	ELECTRIC ADMINIST	Cust UB/Collection	SALES & USE TAX PYMT-FEB	\$9.00
001339	MN DEPT OF REVENUE	WATER FUND		Sales Tax Payable	SALES & USE TAX PYMT-FEB	\$911.00
						\$29,100.00
CHECK # 001339 MN DEPT OF REVENUE						
CHECK # 001341 PAYLIANCE						
001341	PAYLIANCE	ELECTRIC FUN	ELECTRIC ADMINIST	Payment Processing E	E-CHECK PYMT PROCESSING F	\$53.70
001341	PAYLIANCE	WATER FUND	WATER ADMINISTR	Payment Processing E	E-CHECK PYMT PROCESSING F	\$26.85
001341	PAYLIANCE	SEWER FUND	SEWER ADMINISTR	Payment Processing E	E-CHECK PYMT PROCESSING F	\$26.85
						\$107.40
CHECK # 001341 PAYLIANCE						
CHECK # 001342 SMMPA						
001342	SMMPA	ELECTRIC FUN		Accounts Payable	POWER PURCHASED	\$361,359.64
						\$361,359.64
CHECK # 001342 SMMPA						
CHECK # 001344 NEIGHBORHOOD NATIONAL BANK						
001344	NEIGHBORHOOD NATIO	ELECTRIC FUN	ELECTRIC ADMINIST	Bad Debts/NSF Check	MONTHLY RETURNED CHECK	\$10.00

CITY OF MORA
CHECK LIST-PUC

CHECK #	Search Name	Fund Descr	Dept Descr	Last Dim Descr	Comments	Amount
001344	NEIGHBORHOOD NATIO	ELECTRIC FUN	ELECTRIC ADMINIST	Payment Processing E	MONTHLY BUSINESS ONLINE	\$10.00
001344	NEIGHBORHOOD NATIO	ELECTRIC FUN	ELECTRIC ADMINIST	Payment Processing E	MONTHLY UB ACH FILE FEE	\$30.00
CHECK # 001344 NEIGHBORHOOD NATIONAL BANK						\$50.00
CHECK # 059889 MPCA						
059889	MPCA	SEWER FUND	SEWER ADMINISTR	Dues & Subscriptions	WASTEWATER WATER QUALIT	\$1,450.00
CHECK # 059889 MPCA						\$1,450.00
CHECK # 059892 PRIEBE, RILEY						
059892	PRIEBE, RILEY	WATER FUND	WATER ADMINISTR	Uniforms	WORK BOOTS, JEANS	\$91.19
059892	PRIEBE, RILEY	SEWER FUND	SEWER ADMINISTR	Uniforms	WORK BOOTS, JEANS	\$148.79
CHECK # 059892 PRIEBE, RILEY						\$239.98
CHECK # 059902 BERGANKDV, LTD						
059902	BERGANKDV, LTD	ELECTRIC FUN	ELECTRIC ADMINIST	Auditing	2022 AUDIT	\$3,780.00
059902	BERGANKDV, LTD	WATER FUND	WATER ADMINISTR	Auditing	2022 AUDIT	\$1,890.00
059902	BERGANKDV, LTD	SEWER FUND	SEWER ADMINISTR	Auditing	2022 AUDIT	\$1,890.00
CHECK # 059902 BERGANKDV, LTD						\$7,560.00
CHECK # 059903 BOCK, HANNA						
059903	BOCK, HANNA	ELECTRIC FUN		Undistributed Receipts	REFUND DEPOSIT - 568 S WO	\$154.36
CHECK # 059903 BOCK, HANNA						\$154.36
CHECK # 059904 CANTU, ROGER R JR & STACY						
059904	CANTU, ROGER R JR &	ELECTRIC FUN		Undistributed Receipts	REFUND DEPOSIT - 512 CLARK	\$154.65
CHECK # 059904 CANTU, ROGER R JR & STACY						\$154.65
CHECK # 059905 CARRIGAN. MICHAEL						
059905	CARRIGAN. MICHAEL	ELECTRIC FUN		Undistributed Receipts	REFUND DEPOSIT - 107 7TH S	\$224.38
CHECK # 059905 CARRIGAN. MICHAEL						\$224.38
CHECK # 059906 COUNTRYSIDE REALTY - MISSOURI						
059906	COUNTRYSIDE REALTY	ELECTRIC FUN		Undistributed Receipts	REFUND DEPOSIT - 343 MCLE	\$53.53
CHECK # 059906 COUNTRYSIDE REALTY - MISSOURI						\$53.53
CHECK # 059907 CUMMINGS, PATRICIA						
059907	CUMMINGS, PATRICIA	ELECTRIC FUN		Undistributed Receipts	REFUND DEPOSIT - 213 7TH S	\$56.86
CHECK # 059907 CUMMINGS, PATRICIA						\$56.86
CHECK # 059912 MATTSON, KEN						
059912	MATTSON, KEN	WATER FUND	WATER ADMINISTR	Uniforms	SAFETY BOOTS	\$62.06
059912	MATTSON, KEN	SEWER FUND	SEWER ADMINISTR	Uniforms	SAFETY BOOTS	\$101.25
CHECK # 059912 MATTSON, KEN						\$163.31
CHECK # 059915 OLSON, AUSTIN						
059915	OLSON, AUSTIN	ELECTRIC FUN		Undistributed Receipts	REFUND DEPOSIT - 225 S GRO	\$119.96
CHECK # 059915 OLSON, AUSTIN						\$119.96
CHECK # 059922 AMAZON CAPITAL SERVICES						
059922	AMAZON CAPITAL SERV	ELECTRIC FUN	ELECTRIC ADMINIST	Small Tools & Equipm	LASS PHONE CASE	\$21.43
CHECK # 059922 AMAZON CAPITAL SERVICES						\$21.43
CHECK # 059924 AUDIOLOGY CONCEPTS						
059924	AUDIOLOGY CONCEPTS	ELECTRIC FUN	GENERATION & PO	Other Operating Suppl	HEARING PROTECTION	\$175.00
CHECK # 059924 AUDIOLOGY CONCEPTS						\$175.00
CHECK # 059925 BEAUDRY OIL & PROPANE						

CITY OF MORA
CHECK LIST-PUC

CHECK #	Search Name	Fund Descr	Dept Descr	Last Dim Descr	Comments	Amount
059925	BEAUDRY OIL & PROPANE	SEWER FUND	SEWER LIFT STATIO	Motor Fuels	DIESEL FUEL FOR GENERATOR -	\$1,999.35
059925	BEAUDRY OIL & PROPANE	SEWER FUND	WASTEWATER TREA	Motor Fuels	DIESEL FUEL FOR GENERATOR -	\$1,999.36
CHECK # 059925 BEAUDRY OIL & PROPANE						\$3,998.71
CHECK # 059930 FERGUSON WATERWORKS						
059930	FERGUSON WATERWOR	ELECTRIC FUN	GENERATION & PO	Maint of Gen Equip	ENGINE #3 OIL FILTER PROJE	\$1,018.78
CHECK # 059930 FERGUSON WATERWORKS						\$1,018.78
CHECK # 059936 MN DEPT OF HEALTH-WATER FEE						
059936	MN DEPT OF HEALTH-W	WATER FUND		State Water Fee	WATER CONNECTION FEES - 1	\$2,930.00
CHECK # 059936 MN DEPT OF HEALTH-WATER FEE						\$2,930.00
CHECK # 059939 WATER CONSERVATION SERVICE INC						
059939	WATER CONSERVATION	WATER FUND	WATER DISTRIBUTI	Professional Services -	LEAK LOCATE - W MAPLE & N	\$828.60
CHECK # 059939 WATER CONSERVATION SERVICE INC						\$828.60
CHECK # 059941 CARDMEMBER SERVICE						
059941	CARDMEMBER SERVICE	ELECTRIC FUN	ELECTRIC ADMINIST	Small Tools & Equipm	DESK FOR STULC - FLEET FAR	\$302.04
CHECK # 059941 CARDMEMBER SERVICE						\$302.04
CHECK # 059942 CENTURYLINK						
059942	CENTURYLINK	SEWER FUND	SEWER ADMINISTR	Telephone	WWTP PHONE	\$128.84
CHECK # 059942 CENTURYLINK						\$128.84
CHECK # 059945 NEONLINK LLC						
059945	NEONLINK LLC	ELECTRIC FUN	ELECTRIC ADMINIST	Payment Processing E	PAYMENT PROCESSING	\$180.80
059945	NEONLINK LLC	WATER FUND	WATER ADMINISTR	Payment Processing E	PAYMENT PROCESSING	\$90.40
059945	NEONLINK LLC	SEWER FUND	SEWER ADMINISTR	Payment Processing E	PAYMENT PROCESSING	\$90.40
CHECK # 059945 NEONLINK LLC						\$361.60
CHECK # 059948 ASPEN EQUIPMENT, LLC						
059948	ASPEN EQUIPMENT, LLC	ELECTRIC FUN	ELECTRIC DISTRIBU	Truck Expense	SMALL BUCKET TRUCK INSPEC	\$10,230.74
CHECK # 059948 ASPEN EQUIPMENT, LLC						\$10,230.74
CHECK # 059950 BERGSTADT, GARY						
059950	BERGSTADT, GARY	ELECTRIC FUN	GENERATION & PO	Uniforms	WORK BOOTS, JACKET, LEATH	\$263.93
CHECK # 059950 BERGSTADT, GARY						\$263.93
CHECK # 059961 MIDCO						
059961	MIDCO	ELECTRIC FUN	ELECTRIC ADMINIST	Telephone	PHONE/INTERNET	\$119.56
059961	MIDCO	WATER FUND	WATER ADMINISTR	Telephone	PHONE/INTERNET	\$181.76
059961	MIDCO	SEWER FUND	SEWER ADMINISTR	Telephone	INTERNET	\$270.39
CHECK # 059961 MIDCO						\$571.71
CHECK # 059966 RAMTHUN, DYLAN						
059966	RAMTHUN, DYLAN	WATER FUND	WATER ADMINISTR	Uniforms	BOOTS	\$151.99
059966	RAMTHUN, DYLAN	SEWER FUND	SEWER ADMINISTR	Uniforms	BOOTS	\$247.99
CHECK # 059966 RAMTHUN, DYLAN						\$399.98
CHECK # 059968 VERIZON WIRELESS						
059968	VERIZON WIRELESS	ELECTRIC FUN	ELECTRIC ADMINIST	Telephone	CELL/IPAD	\$181.10
059968	VERIZON WIRELESS	ELECTRIC FUN	ELECTRIC ADMINIST	Small Tools & Equipm	REPLACEMENT PHONE-KOHLG	\$144.00
059968	VERIZON WIRELESS	WATER FUND	WATER ADMINISTR	Telephone	CELL/IPAD	\$51.74
059968	VERIZON WIRELESS	WATER FUND	WATER ADMINISTR	Small Tools & Equipm	REPLACEMENT PHONE-KOHLG	\$50.00
059968	VERIZON WIRELESS	SEWER FUND	SEWER ADMINISTR	Small Tools & Equipm	REPLACEMENT PHONE-KOHLG	\$73.99
059968	VERIZON WIRELESS	SEWER FUND	SEWER ADMINISTR	Telephone	CELL/IPAD	\$81.82

CITY OF MORA
CHECK LIST-PUC

CHECK #	Search Name	Fund Descr	Dept Descr	Last Dim Descr	Comments	Amount
CHECK # 059968	VERIZON WIRELESS					\$582.65
CHECK # 059969	VIA ACTUARIAL SOLUTIONS					
059969	VIA ACTUARIAL SOLUTI	ELECTRIC FUN	ELECTRIC ADMINIST	Auditing	2023 GASB 75 VALUATION RE	\$462.00
059969	VIA ACTUARIAL SOLUTI	WATER FUND	WATER ADMINISTR	Auditing	2023 GASB 75 VALUATION RE	\$231.00
059969	VIA ACTUARIAL SOLUTI	SEWER FUND	SEWER ADMINISTR	Auditing	2023 GASB 75 VALUATION RE	\$231.00
CHECK # 059969	VIA ACTUARIAL SOLUTIONS					\$924.00
CHECK # 059970	WEST CENTRAL UTILITY COORD COMM					
059970	WEST CENTRAL UTILIT	ELECTRIC FUN	ELECTRIC ADMINIST	Dues & Subscriptions	2023 DAMAGE PREVENTION S	\$40.00
059970	WEST CENTRAL UTILIT	WATER FUND	WATER ADMINISTR	Dues & Subscriptions	2023 DAMAGE PREVENTION S	\$40.00
059970	WEST CENTRAL UTILIT	SEWER FUND	SEWER ADMINISTR	Dues & Subscriptions	2023 DAMAGE PREVENTION S	\$40.00
CHECK # 059970	WEST CENTRAL UTILITY COORD COMM					\$120.00
CHECK # 059972	ACE HARDWARE					
059972	ACE HARDWARE	ELECTRIC FUN	GENERATION & PO	Repair/Maint - Bldg &	CLOSET HANGARS	\$15.98
059972	ACE HARDWARE	ELECTRIC FUN	GENERATION & PO	Maint of Gen Equip	ENG #5 OIL FILTER PROJ PAR	\$74.85
059972	ACE HARDWARE	ELECTRIC FUN	GENERATION & PO	Cleaning Supplies	SQUEEGIE, NOZZLE	\$68.97
059972	ACE HARDWARE	ELECTRIC FUN	ELECTRIC DISTRIBU	Misc Distribution Exp	LYSOL, HANDWARMERS	\$37.97
059972	ACE HARDWARE	ELECTRIC FUN	ELECTRIC DISTRIBU	Small Tools & Equipm	WRENCH, CHANNEL LOCK, PLI	\$167.93
059972	ACE HARDWARE	WATER FUND	WATER DISTRIBUTI	Small Tools & Equipm	DIRT SHOVELS	\$53.98
CHECK # 059972	ACE HARDWARE					\$419.68
CHECK # 059974	ARAMARK					
059974	ARAMARK	SEWER FUND	WASTEWATER TREA	Other Operating Suppl	WWTP RUGS	\$106.55
CHECK # 059974	ARAMARK					\$106.55
CHECK # 059975	AUDIOLOGY CONCEPTS					
059975	AUDIOLOGY CONCEPTS	ELECTRIC FUN	ELECTRIC ADMINIST	Professional Services -	HEARING TEST	\$40.00
CHECK # 059975	AUDIOLOGY CONCEPTS					\$40.00
CHECK # 059976	AUTO VALUE MORA					
059976	AUTO VALUE MORA	ELECTRIC FUN	GENERATION & PO	Repair/Maint - Bldg &	CHOP SAW SPARK PLUG	\$5.98
CHECK # 059976	AUTO VALUE MORA					\$5.98
CHECK # 059977	BORDER STATES ELECTRIC					
059977	BORDER STATES ELECT	ELECTRIC FUN		Distribution Inventory	SOLAR METERS	\$1,081.73
059977	BORDER STATES ELECT	ELECTRIC FUN	ELECTRIC DISTRIBU	Line Transformer Exp	PADMOUNT XFRMR CONNECT	\$43.16
CHECK # 059977	BORDER STATES ELECTRIC					\$1,124.89
CHECK # 059978	CAMPBELL KNUTSON, P.A.					
059978	CAMPBELL KNUTSON, P.	ELECTRIC FUN	ELECTRIC ADMINIST	Legal Services	TAX EXEMPT/UTIL ISSUES	\$165.00
059978	CAMPBELL KNUTSON, P.	WATER FUND	WATER ADMINISTR	Legal Services	TAX EXEMPT/UTIL ISSUES, SC	\$114.50
059978	CAMPBELL KNUTSON, P.	SEWER FUND	SEWER ADMINISTR	Legal Services	TAX EXEMPT/UTIL ISSUES, SC	\$114.50
CHECK # 059978	CAMPBELL KNUTSON, P.A.					\$394.00
CHECK # 059979	CINTAS					
059979	CINTAS	ELECTRIC FUN	GENERATION & PO	Other Operating Suppl	MATS, MOPS	\$53.69
CHECK # 059979	CINTAS					\$53.69
CHECK # 059982	EAST CENTRAL ENERGY-ECE SERV					
059982	EAST CENTRAL ENERGY	ELECTRIC FUN	ELECTRIC DISTRIBU	ECE Services	MARCH LABOR & EQUIPMENT	\$9,177.60
059982	EAST CENTRAL ENERGY	ELECTRIC FUN	ELECTRIC DISTRIBU	ECE Services	MARCH TOLL FREE CHARGES	\$18.97
059982	EAST CENTRAL ENERGY	ELECTRIC FUN	ELECTRIC DISTRIBU	Maint of Overhead Lin	MARCH OH OUTAGE MATERIAL	\$124.08
059982	EAST CENTRAL ENERGY	ELECTRIC FUN	ELECTRIC DISTRIBU	ECE Services	MARCH DISPATCH SERVICES	\$192.23
CHECK # 059982	EAST CENTRAL ENERGY-ECE SERV					\$9,512.88

CITY OF MORA
CHECK LIST-PUC

CHECK #	Search Name	Fund Descr	Dept Descr	Last Dim Descr	Comments	Amount
CHECK # 059983 EAST CENTRAL ENERGY-ELECT						
059983	EAST CENTRAL ENERGY	SEWER FUND	SEWER LIFT STATIO	Electricity	ELECTRICITY	\$139.97
CHECK # 059983 EAST CENTRAL ENERGY-ELECT						
						\$139.97
CHECK # 059984 EAST SIDE OIL CO INC						
059984	EAST SIDE OIL CO INC	ELECTRIC FUN	GENERATION & PO	Repair/Maint - Bldg &	DISPOSAL OF OIL FILTERS-PO	\$315.00
059984	EAST SIDE OIL CO INC	ELECTRIC FUN	GENERATION & PO	Repair/Maint - Bldg &	DISPOSAL OF OIL FILTERS & R	\$166.80
CHECK # 059984 EAST SIDE OIL CO INC						
						\$481.80
CHECK # 059986 FERGUSON ENT POLLARDWATER						
059986	FERGUSON ENT POLLAR	WATER FUND	WATER DISTRIBUTI	Small Tools & Equipm	HYDRANT FLAGS	\$1,510.00
CHECK # 059986 FERGUSON ENT POLLARDWATER						
						\$1,510.00
CHECK # 059988 FREEDOM MAILING SERVICES INC						
059988	FREEDOM MAILING SER	ELECTRIC FUN	ELECTRIC ADMINIST	Cust UB/Collection	BILL PROCESSING	\$492.45
059988	FREEDOM MAILING SER	ELECTRIC FUN	ELECTRIC ADMINIST	Professional Services -	NEWSLETTER	\$10.41
059988	FREEDOM MAILING SER	WATER FUND	WATER ADMINISTR	Professional Services -	NEWSLETTER	\$5.21
059988	FREEDOM MAILING SER	WATER FUND	WATER ADMINISTR	Cust UB/Collection	BILL PROCESSING	\$246.22
059988	FREEDOM MAILING SER	SEWER FUND	SEWER ADMINISTR	Cust UB/Collection	BILL PROCESSING	\$246.22
059988	FREEDOM MAILING SER	SEWER FUND	SEWER ADMINISTR	Professional Services -	NEWSLETTER	\$5.21
CHECK # 059988 FREEDOM MAILING SERVICES INC						
						\$1,005.72
CHECK # 059989 GLENS TIRE OPERATIONS INC						
059989	GLENS TIRE OPERATIO	SEWER FUND	WASTEWATER TREA	Tires	TRACTOR TIRES	\$412.00
CHECK # 059989 GLENS TIRE OPERATIONS INC						
						\$412.00
CHECK # 059990 GOPHER STATE ONE-CALL INC						
059990	GOPHER STATE ONE-CA	ELECTRIC FUN	ELECTRIC DISTRIBU	Professional Services -	MARCH LOCATES	\$1.62
059990	GOPHER STATE ONE-CA	WATER FUND	WATER DISTRIBUTI	Professional Services -	MARCH LOCATES	\$1.62
059990	GOPHER STATE ONE-CA	SEWER FUND	SEWER COLLECTION	Professional Services -	MARCH LOCATES	\$1.62
CHECK # 059990 GOPHER STATE ONE-CALL INC						
						\$4.86
CHECK # 059993 HAWKINS INC						
059993	HAWKINS INC	ELECTRIC FUN	GENERATION & PO	Other Operating Suppl	ICE MELT	\$154.65
059993	HAWKINS INC	WATER FUND	WATER TREATMENT	Chemicals	CHEMICAL CYLINDERS	\$20.00
059993	HAWKINS INC	SEWER FUND	WASTEWATER TREA	Chemicals	ICE MELT	\$154.66
CHECK # 059993 HAWKINS INC						
						\$329.31
CHECK # 059994 HOME SERVE USA						
059994	HOME SERVE USA	WATER FUND		Leak Protection Premi	MARCH SERVLIN PREMIUM	\$857.00
059994	HOME SERVE USA	SEWER FUND		Leak Protection Premi	MARCH SERVLIN PREMIUM	\$910.00
CHECK # 059994 HOME SERVE USA						
						\$1,767.00
CHECK # 059995 IRBY TOOL & SAFETY						
059995	IRBY TOOL & SAFETY	ELECTRIC FUN	ELECTRIC DISTRIBU	Misc Distribution Exp	RUBBER GLOVES, SLEEVES & T	\$1,445.77
059995	IRBY TOOL & SAFETY	ELECTRIC FUN	ELECTRIC DISTRIBU	Maint of St. Lights & S	STREET LIGHTS & EYES	\$8,578.50
CHECK # 059995 IRBY TOOL & SAFETY						
						\$10,024.27
CHECK # 059996 ITRON, INC						
059996	ITRON, INC	ELECTRIC FUN	ELECTRIC DISTRIBU	Professional Services -	ANNL ELECTRONIC METER RE	\$863.34
059996	ITRON, INC	WATER FUND	WATER DISTRIBUTI	Professional Services -	ANNL ELECTRONIC METER RE	\$431.67
059996	ITRON, INC	SEWER FUND	WASTEWATER TREA	Professional Services -	ANNL ELECTRONIC METER RE	\$431.67
CHECK # 059996 ITRON, INC						
						\$1,726.68
CHECK # 059997 JEFFS MACHINE & WELDING LLC						
059997	JEFFS MACHINE & WEL	ELECTRIC FUN	GENERATION & PO	Maint of Gen Equip	#5 OIL FILTER PROJECT PIPIN	\$54.88

CITY OF MORA
CHECK LIST-PUC

04/13/23 12:22 PM

Page 6

CHECK #	Search Name	Fund Descr	Dept Descr	Last Dim Descr	Comments	Amount
CHECK # 059997	JEFFS MACHINE & WELDING LLC					\$54.88
CHECK # 059998	JOHNSONS HARDWARE & RENTAL					
059998	JOHNSONS HARDWARE	ELECTRIC FUN	GENERATION & PO	Small Tools & Equipm	LEVEL	\$99.99
059998	JOHNSONS HARDWARE	ELECTRIC FUN	GENERATION & PO	Small Tools & Equipm	SAW CUTTING BLADES USED F	\$253.89
059998	JOHNSONS HARDWARE	ELECTRIC FUN	ELECTRIC DISTRIBU	Misc Distribution Exp	DISTR BOLTS	\$31.48
059998	JOHNSONS HARDWARE	WATER FUND	WATER DISTRIBUTI	Repair/Maint - Bldg &	GARAGE DOOR OPENER BATTE	\$6.49
059998	JOHNSONS HARDWARE	SEWER FUND	WASTEWATER TREA	Repair/Maint - Bldg &	MOUSE TRAPS, D-CON, COVID	\$47.92
CHECK # 059998	JOHNSONS HARDWARE & RENTAL					\$439.77
CHECK # 060000	KORTERRA, INC					
060000	KORTERRA, INC	ELECTRIC FUN	ELECTRIC DISTRIBU	Professional Services -	ANNUAL LOCATING SERVICE F	\$195.00
060000	KORTERRA, INC	WATER FUND	WATER DISTRIBUTI	Professional Services -	ANNUAL LOCATING SERVICE F	\$195.00
060000	KORTERRA, INC	SEWER FUND	SEWER COLLECTION	Professional Services -	ANNUAL LOCATING SERVICE F	\$195.00
CHECK # 060000	KORTERRA, INC					\$585.00
CHECK # 060001	KWIK TRIP - GAS PURCHASES					
060001	KWIK TRIP - GAS PURC	ELECTRIC FUN	ELECTRIC DISTRIBU	Truck Expense	FUEL	\$327.81
060001	KWIK TRIP - GAS PURC	WATER FUND	WATER SUPPLY	Motor Fuels	FUEL FOR GENERATOR	\$299.04
060001	KWIK TRIP - GAS PURC	WATER FUND	WATER DISTRIBUTI	Motor Fuels	FUEL	\$350.54
060001	KWIK TRIP - GAS PURC	SEWER FUND	SEWER COLLECTION	Motor Fuels	FUEL	\$564.51
060001	KWIK TRIP - GAS PURC	SEWER FUND	WASTEWATER TREA	Motor Fuels	FUEL	\$24.74
CHECK # 060001	KWIK TRIP - GAS PURCHASES					\$1,566.64
CHECK # 060005	MN ENERGY RESOURCES CORP					
060005	MN ENERGY RESOURCE	ELECTRIC FUN	GENERATION & PO	Natural Gas - Heat	MARCH NATURAL GAS-BOILER	\$1,032.46
060005	MN ENERGY RESOURCE	ELECTRIC FUN	GENERATION & PO	Generation Exp	MARCH NATURAL GAS-GENER	\$2,618.07
060005	MN ENERGY RESOURCE	WATER FUND	WATER SUPPLY	Natural Gas - Heat	MARCH NATURAL GAS	\$69.46
060005	MN ENERGY RESOURCE	WATER FUND	WATER TREATMENT	Natural Gas - Heat	MARCH NATURAL GAS	\$86.24
060005	MN ENERGY RESOURCE	SEWER FUND	WASTEWATER TREA	Natural Gas - Heat	MARCH NATURAL GAS	\$578.34
CHECK # 060005	MN ENERGY RESOURCES CORP					\$4,384.57
CHECK # 060006	NORTHERN STATES SUPPLY					
060006	NORTHERN STATES SUP	ELECTRIC FUN	GENERATION & PO	Other Operating Suppl	BULK NITRILE GLOVES-PLANT	\$39.33
060006	NORTHERN STATES SUP	ELECTRIC FUN	ELECTRIC DISTRIBU	Misc Distribution Exp	WORK NITRILE GLOVES-STULC	\$94.52
CHECK # 060006	NORTHERN STATES SUPPLY					\$133.85
CHECK # 060007	ODP BUSINESS SOLUTIONS LLC					
060007	ODP BUSINESS SOLUTI	ELECTRIC FUN	ELECTRIC ADMINIST	Office Supplies	OFFICE SUPPLIES	\$18.59
CHECK # 060007	ODP BUSINESS SOLUTIONS LLC					\$18.59
CHECK # 060008	OSLIN LUMBER					
060008	OSLIN LUMBER	ELECTRIC FUN	GENERATION & PO	Repair/Maint - Bldg &	CLOSET/CLOTHING RACK MAT	\$62.10
CHECK # 060008	OSLIN LUMBER					\$62.10
CHECK # 060010	OXYGEN SERVICE CO, INC					
060010	OXYGEN SERVICE CO, I	ELECTRIC FUN	GENERATION & PO	Landfill Gen Exp	LFG NITROGEN CYLINDER REN	\$13.82
060010	OXYGEN SERVICE CO, I	ELECTRIC FUN	GENERATION & PO	Repair/Maint - Bldg &	OXYGEN CYLINDER RENTAL	\$32.24
060010	OXYGEN SERVICE CO, I	ELECTRIC FUN	ELECTRIC DISTRIBU	Maint of Substation E	SUBST CYLINDER RENTAL	\$55.31
060010	OXYGEN SERVICE CO, I	WATER FUND	WATER DISTRIBUTI	Repair/Maint - Bldg &	CARB DIOX CYLINDER RENTAL	\$18.98
CHECK # 060010	OXYGEN SERVICE CO, INC					\$120.35
CHECK # 060011	QUALITY DISPOSAL					
060011	QUALITY DISPOSAL	ELECTRIC FUN	GENERATION & PO	Garbage Removal	GARBAGE	\$86.23
060011	QUALITY DISPOSAL	SEWER FUND	WASTEWATER TREA	Garbage Removal	GARBAGE	\$209.78
CHECK # 060011	QUALITY DISPOSAL					\$296.01

**CITY OF MORA
CHECK LIST-PUC**

CHECK #	Search Name	Fund Descr	Dept Descr	Last Dim Descr	Comments	Amount
CHECK # 060012 QUILL CORPORATION						
060012	QUILL CORPORATION	ELECTRIC FUN	ELECTRIC ADMINIST	Office Supplies	OFFICE SUPPLIES	\$16.76
CHECK # 060012 QUILL CORPORATION						
						\$16.76
CHECK # 060015 RESCO						
060015	RESCO	ELECTRIC FUN	ELECTRIC DISTRIBU	Maint of Underground	URD WIRE TERMINATORS	\$359.10
060015	RESCO	ELECTRIC FUN	ELECTRIC DISTRIBU	Maint of Overhead Lin	OH WASHERS, GUY STRANTDS	\$6,568.38
060015	RESCO	ELECTRIC FUN	ELECTRIC DISTRIBU	Maint of Overhead Lin	OH GUY WIRE INSULATORS	\$405.59
CHECK # 060015 RESCO						
						\$7,333.07
CHECK # 060016 RMB ENVIRONMENTAL LABS INC						
060016	RMB ENVIRONMENTAL	SEWER FUND	WASTEWATER TREA	Professional Services -	LAB TESTING	\$1,439.67
CHECK # 060016 RMB ENVIRONMENTAL LABS INC						
						\$1,439.67
CHECK # 060020 THEIN WELL CO, INC						
060020	THEIN WELL CO, INC	WATER FUND	WATER SUPPLY	Professional Services -	ANNUAL INSPECTION - PUMPS	\$430.00
060020	THEIN WELL CO, INC	WATER FUND	WATER TREATMENT	Professional Services -	ANNUAL INSPECTION - HIGH S	\$195.00
CHECK # 060020 THEIN WELL CO, INC						
						\$625.00
CHECK # 060021 UPPER CASE PRINTING INK						
060021	UPPER CASE PRINTING	ELECTRIC FUN	ELECTRIC ADMINIST	Professional Services -	NEWSLETTER	\$119.60
060021	UPPER CASE PRINTING	WATER FUND	WATER ADMINISTR	Professional Services -	NEWSLETTER	\$59.80
060021	UPPER CASE PRINTING	SEWER FUND	SEWER ADMINISTR	Professional Services -	NEWSLETTER	\$59.80
CHECK # 060021 UPPER CASE PRINTING INK						
						\$239.20
						\$479,337.71



MORA MUNICIPAL UTILITIES
PUBLIC UTILITIES COMMISSION CHECK LIST

THE MARCH - APRIL 2023 CLAIMS HAVE BEEN APPROVED FOR PAYMENT BY:

CHAIRMAN

COMMISSION MEMBER

COMMISSION MEMBER

COMMISSION MEMBER

COMMISSION MEMBER

SECRETARY



MEMORANDUM

Date: April 17, 2023
To: Public Utilities Commission
From: Natasha Segelstrom, Administrative Services Director
RE: MMUA Scholarship Essay Applications

SUMMARY

Staff provided ISD #332 with the Minnesota Municipal Utilities Association Scholarship Opportunity.

BACKGROUND INFORMATION

MMUA hosts the Bovitz Memorial Scholarship Application annually. At the February meeting, the PUC agreed to review applications and select an essay winner and submit to MMUA. Due to the size of our community, staff redacted the name of applicants during the review and selection process with the Public Utilities Commission.

Once the PUC designates an essay winner, the city will submit the essay to MMUA by April 20, 2023, in which a committee of MMUA staff and members will select the winners. Awarded scholarships will be released mid-May.

RECOMMENDATIONS

Review and discuss the submitted essays and select a winner. Upon selection, staff will submit the scholarship to the MMUA Scholarship Committee by April 20, 2023.

Attachments

Essay-A
Essay-B

Municipal Utilities: Good For All Of Us

Electricity helps us in so many ways. It keeps the lights on, makes our meals, gets us to work, runs our machines, and keeps us alive when we're seriously ill, but many people do not understand how providing electricity in our country works. Selling electricity isn't like selling lemonade; you can't easily have two electric utilities offering the same service to the same area. Even if you could, it would not be very efficient; each company would have to have its own expensive infrastructure hooked up to every house and only one of which would be making any money. Providing electricity is often said to be a "natural monopoly," a case where so many factors apply and it makes more sense to have one provider of a product compared to having many competitors.

Municipal utilities are used all over the country. Municipal (or community utilities) are utilities that are owned and operated by the local government or another state body to provide a public service to the citizens, businesses, and industries of the community. Local control means being able to match the local resources to local needs and offering special programs (energy efficiency and conservation, economic development incentives, etc.) to benefit citizens. Common services provided by municipalities include electricity, sewer, water, gas, internet, telephone services, and garbage removal. Service, not profit, is the utility's mission. According to the American Public Power Association (APPA) facts page, "Not-for-profit, community-owned, locally controlled utilities provide better service at lower rates than privately owned utilities while also providing revenue for their communities." The emphasis on municipal utilities is helping to achieve the long-term goals of the community. The primary mission of

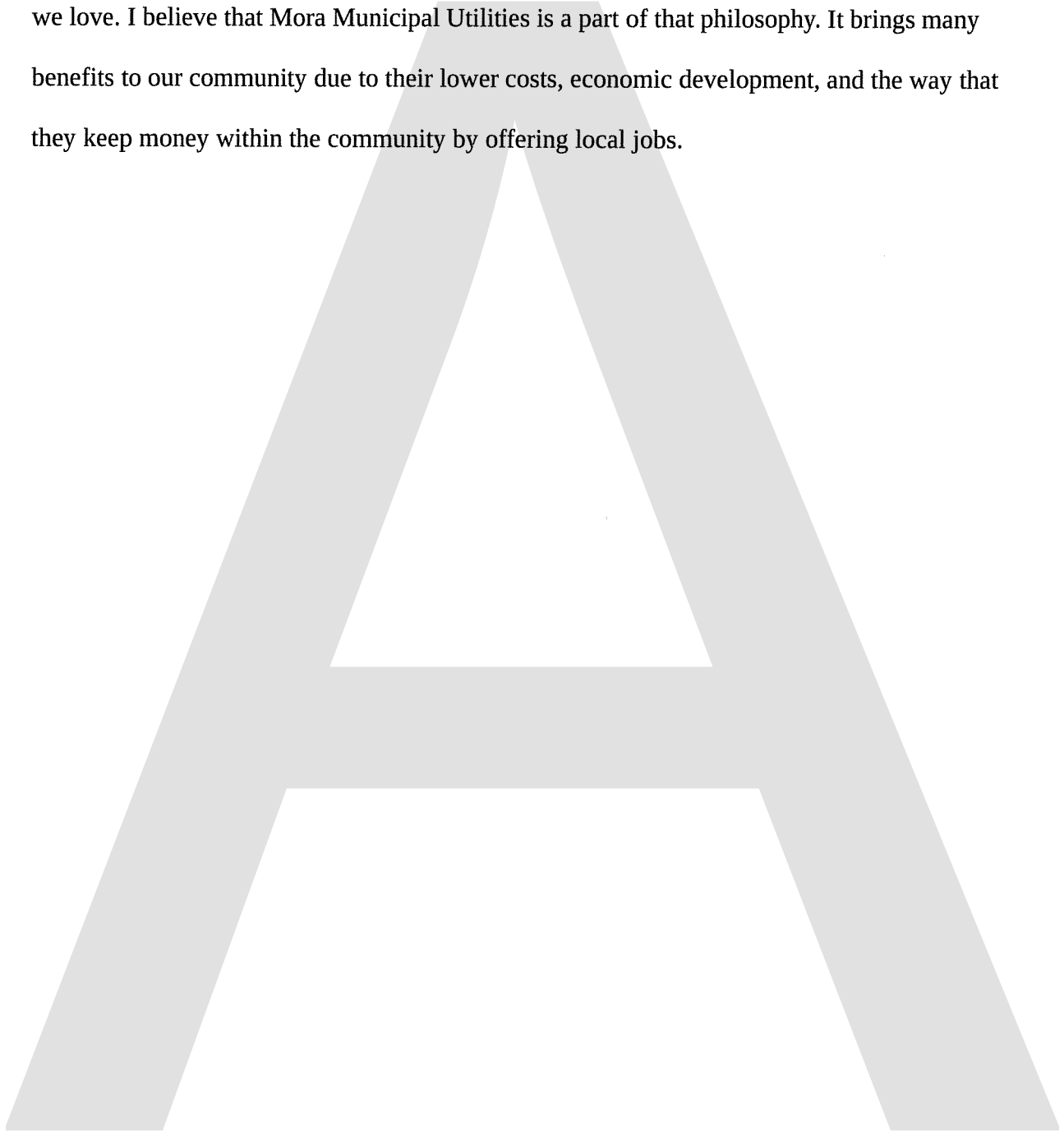
providing the least-cost and most reliable service over maximizing profit ensures that these goals are always on site.

Publicly owned utilities are owned, and controlled by their customers. In some areas, voters elect the members of the utility board of directors. Each year, a portion of the profits made are given back to the local area to be spent at the discretion of their council. Under public and worker ownership, worker and community health, safety, and quality of life become the utility company's top priorities. They actually create structures for management to make sure that decisions are being made by the people who will be most impacted by them. It also allows for new funding that can help us transition to a safe and renewable grid, and reduce the burden on people who are already paying too much.

The Mora Municipal Utilities are responsible for the City of Mora. They operate water, wastewater (sewer), and electric utilities. They also provide electric service to Arthur Township, and wastewater services to Quamba. They provide service to residential and commercial owners. They offer information about rebates, practices, and policies. They ensure we are following codes and regulations, ensuring safe drinking water and power for everyone. They are also able to give very good reliability by providing a local response to emergency situations and outages. By having Mora Municipal Utilities they are able to keep the dollars in the community (jobs, takes, construction projects) in lieu of outside stakeholders outside of the community.

My parents have used Mora Municipal Utilities for about 25 years. My mother grew up in Mora and has been a lifelong resident (as were her parents). My grandparents and parents have been very active within the community. My grandfather volunteered as a youth gun training teacher, and an adult hunter's education instructor, and volunteered for 32 years for the Vasaloppet and within sports for youth. My parents have also provided volunteer services in

youth sports and my father is an active member of The Mora Area Fire Department for sixteen years. As a family, I feel we recognize the importance of giving back to the community in which we love. I believe that Mora Municipal Utilities is a part of that philosophy. It brings many benefits to our community due to their lower costs, economic development, and the way that they keep money within the community by offering local jobs.



Municipal utilities are government-owned and operated facilities that provide essential services to residents, such as water, electricity, gas, and waste management. These utilities are established and managed at the local level, providing services to a specific community. Municipal utilities offer many benefits to the community and its residents, making them an essential part of our lives.

One of the most significant benefits of municipal utilities is that they ensure reliable access to essential services. Since the government owns and operates these facilities, they have a vested interest in providing uninterrupted access to these services. This means that residents can count on having water, electricity, and gas available at all times. This reliability is particularly crucial during natural disasters, such as hurricanes, floods, and wildfires. In these situations, municipal utilities play a critical role in providing essential services and helping communities recover. Another benefit of municipal utilities is that they are often more affordable than private utilities. Since these facilities are owned and operated by the government, they are not profit-driven, which means they can offer services at a lower cost. This is particularly beneficial for low-income households that may struggle to afford basic services such as water and electricity. Municipal utilities also offer more transparent pricing structures than private utilities, so residents know exactly what they are paying for and can budget accordingly.

In addition to being more affordable, municipal utilities can also be more environmentally friendly than private utilities. Since the government is not profit-driven, it can prioritize environmental concerns and invest in renewable energy sources. This means that municipal utilities can help reduce greenhouse gas emissions and contribute to a cleaner, more sustainable future. Municipal utilities also offer more accountability and transparency than private utilities. Since these facilities are owned and operated by the government, they are subject to public oversight and regulation. This means that residents have more say in how these facilities are managed and can hold them accountable for any issues that arise. In contrast, private utilities may prioritize profit over public safety, which can lead to unsafe and unethical practices.

Municipal utilities also promote local economic development. Since these facilities are owned and operated by the local government, they provide jobs and economic benefits to the community. These jobs can range from highly skilled technical positions to entry-level positions, providing opportunities for a broad range of workers. Additionally, since municipal utilities are not profit-driven, they can reinvest any revenue back into the community, promoting economic development and growth. Finally, municipal utilities can promote community involvement and engagement. Since these facilities are owned and operated by the local government, residents have a say in how they are managed and can participate in the decision-making process. This can lead to more engaged and informed citizens who feel a sense of ownership and investment in their community.

Despite the many benefits of municipal utilities, some critics argue that these facilities are inefficient and expensive. However, studies have shown that municipal utilities can be just as efficient as private utilities, and their costs can be lower. Additionally, since municipal utilities prioritize public safety and environmental concerns over profit, they provide a valuable public service that is essential to our daily lives. In conclusion, municipal utilities offer many benefits to the community and its residents. These facilities ensure reliable access to essential services, are more affordable and environmentally friendly than private utilities, offer accountability and transparency, promote local economic development, and promote community involvement and engagement. Municipal utilities are an essential part of our daily lives, and we should support and invest in these critical public services.

CERTIFICATE OF COMMENDATION

This Wastewater Treatment Facility Operational Award is presented to

Mora WWTP
and its staff

in recognition of exceptional compliance with its Minnesota Pollution Control Agency NPDES/SDS
wastewater permit during the 2022 review period.

Your dedication to protecting Minnesota's waters is duly recognized
and appreciated by the state of Minnesota.

Katrina Kessler

Katrina Kessler, MPCA Commissioner

m MINNESOTA POLLUTION
CONTROL AGENCY





MEMORANDUM

Date: April 17th, 2023
To: Public Utilities Commission
From: Joseph Kohlgraf, Public Works Director
RE: Electric increase review

SUMMARY

Present verbal report about approved electric increase from October 2022 PUC meeting.

BACKGROUND INFORMATION

In October, PUC voted to raise electric rates up 21.6% to match and cover current and future energy expenses. At this time, we do not have enough information that we can provide or use to make a educated assumption on rates being viable for coverage of all expenses or in excess creating a revenue.

OPTIONS & IMPACTS

Staff currently suggests collecting more data information and returning to the PUC at the July 2023 meeting to present that information. This should be enough time to create a trend to make a recommendation on any changes in the current rate structure that may or may not be needed.

RECOMMENDATIONS

No action needed at this time. This is for informative purposes only today.

Attachments

**Quarterly Utility Account Adjustments Report
For Adjustments \$50.00 or higher**

January 1st, 2023 – March 31st, 2023

MM YYYY	SERVICE	QTY	AMOUNT	NOTES
1/18/23	Electric Large	-	\$13,450.72	Seven large commercial customers were billed at \$.0781/kWh for December billing, which staff later found that rate to exceed the 21.6% increase as previously approved. Staff credited the customers' overcharges after recalculating at the appropriate rate of \$.0714/kWh.
	Elec Tax	-	\$649.63	
	Franchise Fee	-	\$672.57	

MM YYYY	SERVICE	QTY	AMOUNT	NOTES
No Adjustments				

MM YYYY	SERVICE	QTY	AMOUNT	NOTES
3/20/23	Water Res	8,000 gallons	\$44.24	A newly installed meter was not producing electronic readings properly. After staff was in there inspect the meter inside the home, the visual reading determined 8,000 of water had been overcharged.
	Sewer Res	8,000 gallons	\$69.04	

Utility Billing Monthly Report Calendar Year 2022

Description	QTR 1			QTR 2			QTR 3			QTR 4		
	As of 1/31/2023	As of 2/28/2023	As of 3/31/2023	As of 4/30/2023	As of 5/31/2023	As of 6/30/2023	As of 7/31/2023	As of 8/31/2023	As of 9/30/2023	As of 10/31/2023	As of 11/30/2023	As of 12/31/2023
Total Account Balances	\$ 792,987.42	\$ 851,407.12	\$ 755,366.45									
Current Period	\$ 674,203.52	\$ 729,340.00	\$ 636,238.59									
1 Period Overdue	\$ 19,175.41	\$ 19,487.21	\$ 16,471.78									
2 Periods Overdue	\$ 1,800.63	\$ 4,044.66	\$ 2,105.68									
3 Periods Overdue	\$ 97,807.86	\$ 98,535.25	\$ 100,550.40									
Total Penalty Balances on Accounts	\$ 3,893.67	\$ 4,351.98	\$ 4,367.33									
Past Due/Disconnection Notices Mailed	162	163	151									
Utility Disconnects												
Missed Payments on Payment Agreement	2	1	2									
No Response to Past Due/Disc Notice/Door Tag	1	1	5									

COMMENTS:

3 Periods Overdue' includes pre-payment on accounts, energy assistance, and a solar connection credits.

COBORN'S DCFC EV STATION QUARTERLY USAGE REPORT					
JANUARY 1, 2023 - MARCH 31, 2023					
Start Date & Time		Plug Duration (approx mins)	Charge Duration (approx mins)	Energy (kWh)	Cost
1/5/2023	1:49 PM	30.00	29.45	19.09	\$14.00
1/12/2023	5:22 PM	54.92	54.82	40.71	\$21.50
1/13/2023	7:04 PM	39.23	38.37	10.22	\$17.00
1/13/2023	5:08 PM	32.10	31.98	23.82	\$14.90
1/15/2023	10:44 AM	62.77	62.02	33.29	\$23.60
1/21/2023	8:35 PM	35.97	35.58	29.16	\$15.80
1/23/2023	7:29 PM	17.27	16.63	12.25	\$10.40
1/24/2023	7:20 AM	40.85	40.57	23.33	\$17.30
1/26/2023	1:20 PM	64.62	64.42	32.36	\$24.50
1/29/2023	2:46 PM	30.58	30.47	22.59	\$14.30
1/29/2023	1:19 PM	84.60	83.68	37.56	\$30.20
1/29/2023	10:29 AM	21.65	20.93	12.70	\$11.60
2/2/2023	2:33 PM	133.27	100.60	42.75	\$45.20
2/4/2023	5:54 PM	46.58	45.62	34.94	\$18.80
2/4/2023	1:21 PM	71.87	70.58	27.44	\$26.30
2/6/2023	4:45 PM	22.63	20.65	14.67	\$11.90
2/9/2023	4:16 PM	30.83	30.37	22.84	\$14.30
2/9/2023	11:24 AM	53.78	53.70	29.75	\$21.20
2/10/2023	7:26 PM	27.25	26.62	21.94	\$13.40
2/11/2023	4:25 PM	49.28	47.67	29.61	\$20.00
2/11/2023	1:50 PM	37.05	36.68	19.43	\$16.10
2/11/2023	7:54 AM	75.32	74.97	41.14	\$27.50
2/12/2023	12:38 PM	43.13	42.70	19.29	\$18.20
2/12/2023	6:55 AM	32.97	32.70	16.31	\$14.60
2/12/2023	12:22 AM	65.25	64.85	42.98	\$24.80
2/13/2023	2:45 PM	29.30	29.30	21.25	\$14.00
2/17/2023	7:50 PM	48.83	47.70	36.94	\$19.70
2/18/2023	5:44 PM	44.15	44.05	32.48	\$18.50
2/18/2023	10:09 AM	68.52	67.42	41.46	\$25.40
2/19/2023	6:33 PM	53.85	53.10	40.15	\$21.20
2/20/2023	3:24 PM	55.03	54.33	38.35	\$21.50
2/23/2023	1:26 PM	48.27	48.10	32.73	\$19.70
2/28/2023	7:09 AM	40.93	39.93	21.95	\$17.00
3/8/2023	7:08 PM	31.00	31.00	17.34	\$14.60
3/8/2023	7:52 PM	16.00	16.00	11.89	\$10.10
3/9/2023	9:55 PM	21.00	21.00	15.69	\$11.60
3/10/2023	7:48 PM	19.00	19.00	14.54	\$11.00
3/11/2023	1:06 PM	65.00	64.00	52.58	\$24.50
3/12/2023	6:53 PM	37.00	36.00	26.35	\$16.10
3/13/2023	7:31 PM	21.00	21.00	15.74	\$11.30
3/15/2023	7:46 PM	20.00	20.00	15.20	\$11.00
3/17/2023	2:31 PM	47.00	47.00	16.13	\$19.10
3/17/2023	7:03 PM	8.00	8.00	2.75	\$7.40
3/18/2023	1:50 PM	89.00	88.00	66.15	\$31.70
3/18/2023	6:13 PM	28.00	27.00	13.11	\$13.40
3/19/2023	11:05 AM	43.00	42.00	17.71	\$17.90
3/20/2023	7:38 PM	18.00	18.00	13.77	\$10.70
3/22/2023	9:37 AM	42.00	41.00	32.88	\$17.60
3/23/2023	7:27 PM	11.00	11.00	8.17	\$8.30
3/24/2023	9:15 PM	13.00	13.00	10.02	\$8.90
3/28/2023	7:32 PM	28.00	28.00	20.12	\$13.10
3/30/2023	7:43 PM	28.00	27.00	20.81	\$13.40

Quarterly Total	36.30	35.31	1316.395	\$916.10
	Hours	Hours	kWh	Customer Cost

10% to ZEF
\$824.49 to be paid to MMU

KLOCKA L2 EV STATION QUARTERLY USAGE REPORT					
JANUARY 1, 2023 - MARCH 31, 2023					
Start Date & Time		Plug Duration (approx hours)	Charge Duration approx (hours)	Energy (kWh)	Cost
1/7/2023	9:56 AM	3.16	3.1	33.66	\$6.30
1/8/2023	8:58 AM	2.52	2.5	21.73	\$5.03
1/14/2023	9:32 AM	1.14	1.14	12.51	\$2.29
1/21/2023	9:48 AM	2.36	2.35	25.42	\$4.72
1/24/2023	5:31 PM	1.29	1.29	15.03	\$2.57
1/28/2023	3:51 PM	1.86	1.85	14.6	\$3.70
2/11/2023	9:17 AM	4.45	2.14	18.34	\$8.87
2/11/2023	9:41 AM	4.52	3.31	35.76	\$9.03
2/11/2023	10:26 AM	2.9	2.86	34.49	\$5.79
2/12/2023	9:50 AM	3.85	3.83	29.1	\$7.70
2/12/2023	10:13 AM	3.68	3.61	11.48	\$7.36
2/19/2023	9:43 AM	1.44	1.4	15.33	\$2.87
3/26/2023	12:50 PM	1.3	1.3	13.816	\$2.60

Quarterly Total	34.47	30.68	281.266	\$68.83
	Hours	Hours	kWh	Customer Cost

ChargeHub sessions
 *MMU is not receiving ChargeHub payments at this time

10% to ZEF
\$12.88 to be paid to MMU

MORA MUNICIPAL UTILITIES



Financial Reports

Electric Fund
Water Fund
Sewer Fund

March 31, 2023
[unaudited]

TABLE OF CONTENTS

Fund Budgetary Performance.....

Balance Sheet – Electric Fund.....

Balance Sheet – Water Fund.....

Balance Sheet – Sewer Fund.....

Graphical Presentation – Electric Fund.....

Graphical Presentation – Water Fund

Graphical Presentation – Sewer Fund.....

Investment Portfolio

Outstanding Debt.....

Revenue Guideline Report.....

Expenditure Guideline Report

Notes

MORA MUNICIPAL UTILITIES

Fund Budgetary Performance

For the Quarter Ended March 31, 2023

	2023	2023	2023	2023
	YTD Budget	YTD Actual	YTD Balance	% YTD Budget
ELECTRIC FUND				
Revenues	7,350,505.00	1,666,118.17	5,684,386.83	22.67%
Expenditures	7,487,923.00	1,080,089.66	6,407,833.34	14.42%
Surplus/(Deficit)		586,028.51		
WATER FUND				
Revenues	904,610.00	212,046.91	692,563.09	23.44%
Expenditures	820,897.00	100,655.03	720,241.97	12.26%
Surplus/(Deficit)		111,391.88		
SEWER FUND				
Revenues	1,238,860.00	293,788.36	945,071.64	23.71%
Expenditures	1,201,234.00	148,688.58	1,052,545.42	12.38%
Surplus/(Deficit)		145,099.78		
TOTAL ALL FUNDS				
Revenues	9,493,975.00	2,171,953.44	7,322,021.56	22.88%
Expenditures	9,510,054.00	1,329,433.27	8,180,620.73	13.98%
Surplus/(Deficit)		842,520.17		



CITY OF MORA
BALANCE SHEET
 Current Period: March 2023

Year End

Account Descr	Begin Yr	YTD Debit	YTD Credit	Current Balance
Fund 651 ELECTRIC FUND				
Bal Type A				
G 651-11011 Cash NNB Checking	\$1,878,882.35	\$1,945,583.61	\$1,851,652.49	\$1,972,813.47
G 651-11013 Petty Cash	\$0.00	\$0.00	\$0.00	\$0.00
G 651-11014 ChangeFund/AirportVending/	\$400.00	\$0.00	\$0.00	\$400.00
G 651-11018 Cash FCB HI-FI	\$667,653.67	\$10,339.21	\$0.00	\$677,992.88
G 651-11020 Investments	\$6,247,262.91	\$0.00	\$0.00	\$6,247,262.91
G 651-11023 Cash NNB MMU ACH Account	\$0.00	\$0.00	\$0.00	\$0.00
G 651-11041 Interest Receivable	\$33,380.45	\$0.00	\$0.00	\$33,380.45
G 651-11151 Accounts Receivable	\$142,336.22	\$67,728.67	\$196,395.33	\$13,669.56
G 651-11152 Accounts Receivable - UB	\$536,125.66	\$1,693,800.27	\$1,700,115.37	\$529,810.56
G 651-11154 Return Checks	\$0.00	\$0.00	\$0.00	\$0.00
G 651-11155 Accounts Rec - Other	\$0.00	\$0.00	\$0.00	\$0.00
G 651-11212 Special Assess Rec - Unamort	\$0.00	\$0.00	\$0.00	\$0.00
G 651-11213 Special Assess Rec - Amortize	\$0.00	\$0.00	\$0.00	\$0.00
G 651-11410 Distribution Inventory	\$181,722.25	\$18,094.96	\$0.00	\$199,817.21
G 651-11551 Prepaid Ins	\$0.00	\$59,994.58	\$4,999.55	\$54,995.03
G 651-11600 Allowance for Bad Debt	-\$44,417.42	\$0.00	\$0.00	-\$44,417.42
G 651-12600 Fixed Assets	\$6,572,858.26	\$0.00	\$0.00	\$6,572,858.26
G 651-12601 Allowance for Depreciation	-\$4,502,502.52	\$0.00	\$0.00	-\$4,502,502.52
G 651-12647 Construction in Progress	\$2,718.00	\$0.00	\$0.00	\$2,718.00
G 651-13300 Advance To Wood & Grove Fu	\$429,943.29	\$0.00	\$16,188.16	\$413,755.13
G 651-13305 Advance To Water Fund	\$123,128.67	\$0.00	\$4,636.02	\$118,492.65
G 651-13310 Advance To Sewer Fund	\$118,294.84	\$0.00	\$4,454.02	\$113,840.82
G 651-13320 Advance To Liquor Fund	\$700,000.00	\$0.00	\$0.00	\$700,000.00
G 651-13325 Advance To TIF District 1-11	\$176,955.48	\$0.00	\$5,816.72	\$171,138.76
G 651-13340 Advance to General Fund	\$129,198.12	\$0.00	\$0.00	\$129,198.12
G 651-15600 Deferred Outflow - Pensions	\$170,399.00	\$0.00	\$0.00	\$170,399.00
G 651-15650 Deferred Outflow - OPEB	\$5,506.00	\$0.00	\$0.00	\$5,506.00
Bal Type A	\$13,569,845.23	\$3,795,541.30	\$3,784,257.66	\$13,581,128.87
Bal Type E				
G 651-24204 Fund Bal-Undes/Net Asset (en	\$11,440,095.32	\$1,100,261.94	\$1,619,255.46	\$11,959,088.84
G 651-24502 FB/Net Asset-Des Cap Proj/D	-\$1,000,000.00	\$0.00	\$0.00	-\$1,000,000.00
Bal Type E	\$12,440,095.32	\$1,100,261.94	\$1,619,255.46	\$12,959,088.84
Bal Type L				
G 651-20610 Contracts Payable - Retainage	-\$2,718.00	\$0.00	\$0.00	-\$2,718.00
G 651-21500 Accrued Interest Payable	\$0.00	\$0.00	\$0.00	\$0.00
G 651-21600 Accrued Wages/Salaries Paya	-\$8,134.33	\$0.00	\$0.00	-\$8,134.33
G 651-22021 Accounts Payable	-\$503,854.91	\$1,247,953.24	\$744,098.33	\$0.00
G 651-22050 Franchise Fee Payable	-\$1.86	\$72,627.33	\$72,625.47	\$0.00
G 651-22082 Sales Tax Payable	-\$28,326.02	\$84,748.58	\$82,227.32	-\$25,804.76
G 651-22161 Accrued Vac-Sick Wages	-\$28,709.84	\$0.00	\$0.00	-\$28,709.84
G 651-22190 OPEB Liability	-\$43,069.00	\$0.00	\$0.00	-\$43,069.00
G 651-22201 Deposits	-\$53,240.00	\$5,000.00	\$5,020.00	-\$53,260.00
G 651-22202 Deposits - Other	-\$100.00	\$0.00	\$0.00	-\$100.00
G 651-22223 Deferred Revenues - Tax_As	\$0.00	\$0.00	\$0.00	\$0.00
G 651-22250 Undistributed Receipts (UR)	-\$17,296.95	\$25,169.26	\$23,817.41	-\$15,945.10
G 651-22850 EFT Clearing Account	\$0.00	\$186.50	\$186.50	\$0.00
G 651-23000 Net Pension Liability	-\$229,798.00	\$0.00	\$0.00	-\$229,798.00
G 651-23500 Deferred Inflow - Pensions	-\$214,501.00	\$0.00	\$0.00	-\$214,501.00
Bal Type L	-\$1,129,749.91	\$1,435,684.91	\$927,975.03	-\$622,040.03
Fund 651 ELECTRIC FUND	\$0.00	\$6,331,488.15	\$6,331,488.15	\$0.00



CITY OF MORA
BALANCE SHEET
 Current Period: March 2023

Year End

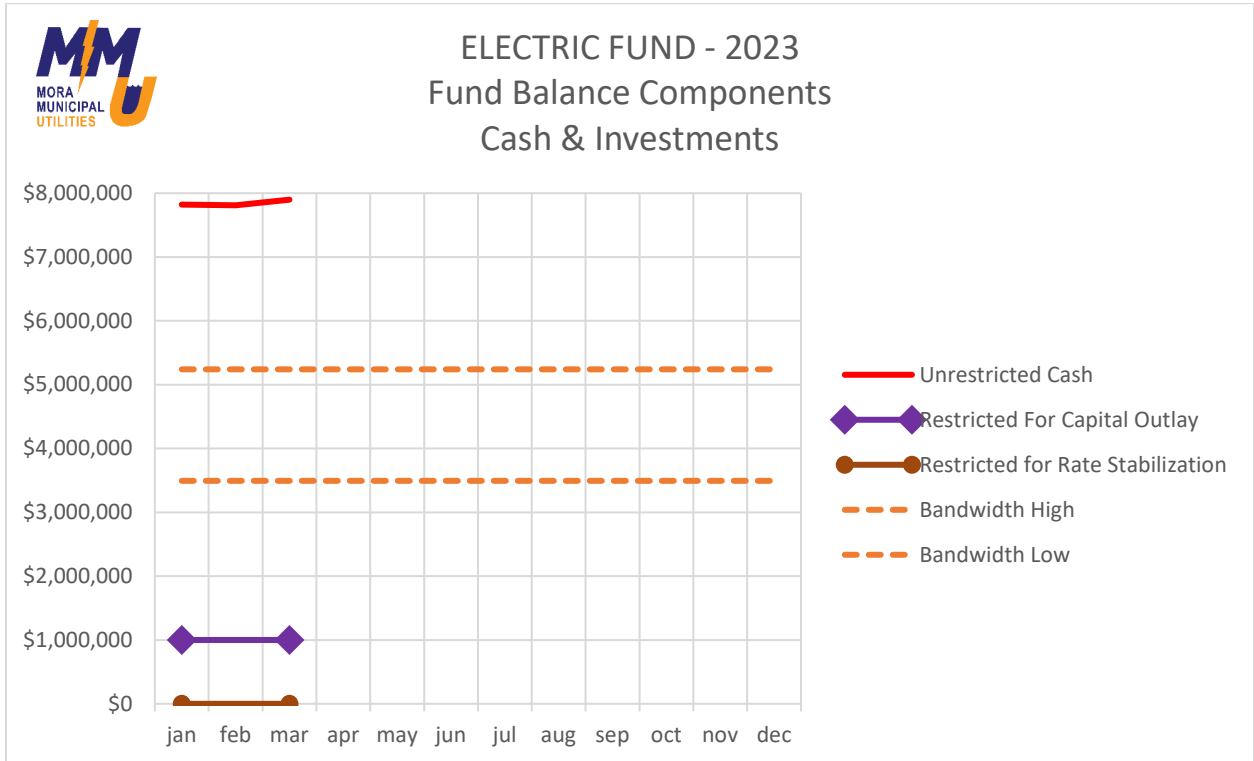
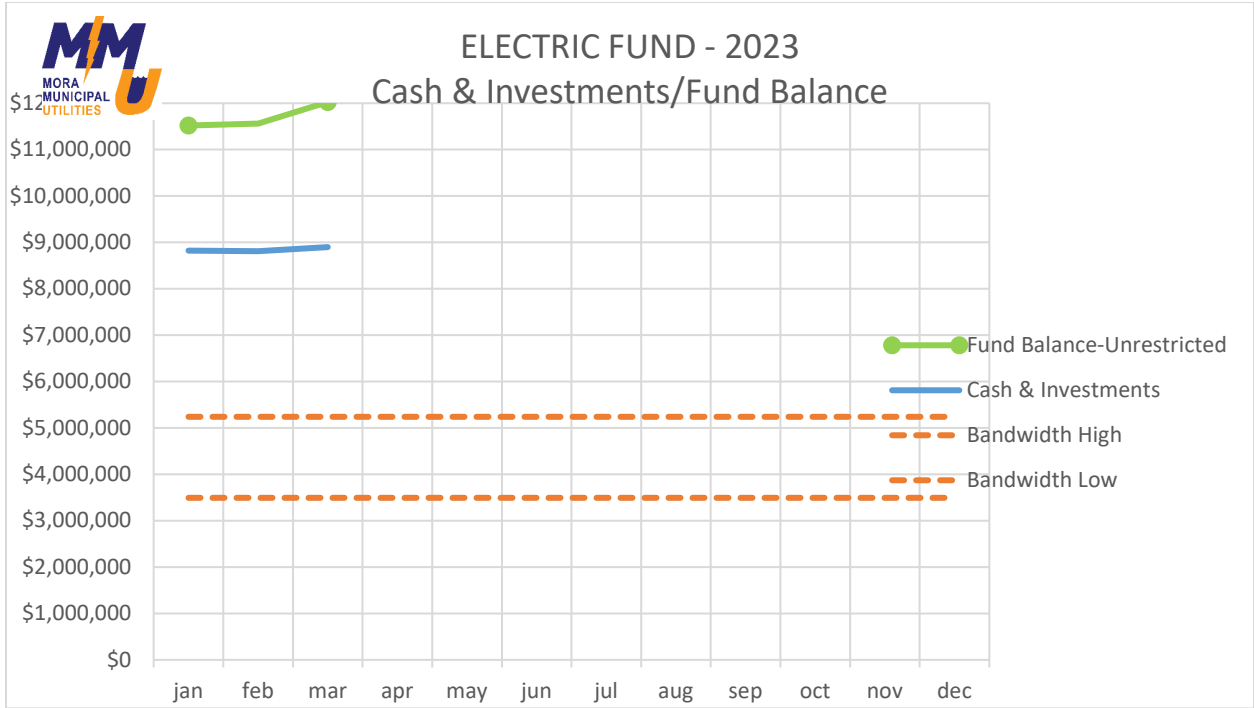
Account Descr	Begin Yr	YTD Debit	YTD Credit	Current Balance
Fund 652 WATER FUND				
Bal Type A				
G 652-11011 Cash NNB Checking	\$242,506.19	\$268,602.33	\$157,995.30	\$353,113.22
G 652-11012 INV Restr Cap Imp/Debt-K/W	\$37,427.71	\$2.40	\$0.00	\$37,430.11
G 652-11018 Cash FCB HI-FI	\$42,077.27	\$3.03	\$5,251.67	\$36,828.63
G 652-11020 Investments	\$1,026,931.78	\$0.00	\$0.00	\$1,026,931.78
G 652-11041 Interest Receivable	\$5,165.57	\$0.00	\$0.00	\$5,165.57
G 652-11151 Accounts Receivable	\$51,762.42	\$49,888.72	\$101,611.66	\$39.48
G 652-11152 Accounts Receivable - UB	\$119,848.58	\$219,221.77	\$215,660.41	\$123,409.94
G 652-11154 Return Checks	\$0.00	\$0.00	\$0.00	\$0.00
G 652-11155 Accounts Rec - Other	\$0.00	\$0.00	\$0.00	\$0.00
G 652-11212 Special Assess Rec - Unamort	\$78,269.11	\$0.00	\$0.00	\$78,269.11
G 652-11213 Special Assess Rec - Amortize	\$0.00	\$0.00	\$0.00	\$0.00
G 652-11420 Inventory Materials/Supplies	\$11,045.18	\$3,961.47	\$0.00	\$15,006.65
G 652-11551 Prepaid Ins	\$0.00	\$11,299.82	\$941.66	\$10,358.16
G 652-12600 Fixed Assets	\$8,429,980.57	\$0.00	\$0.00	\$8,429,980.57
G 652-12601 Allowance for Depreciation	-\$4,961,942.51	\$0.00	\$0.00	-\$4,961,942.51
G 652-15600 Deferred Outflow - Pensions	\$70,718.00	\$0.00	\$0.00	\$70,718.00
G 652-15650 Deferred Outflow - OPEB	\$2,190.00	\$0.00	\$0.00	\$2,190.00
Bal Type A	\$5,155,979.87	\$552,979.54	\$481,460.70	\$5,227,498.71
Bal Type E				
G 652-24204 Fund Bal-Undes/Net Asset (en	-\$3,859,781.39	\$149,323.77	\$260,715.65	-\$3,971,173.27
G 652-24502 FB/Net Asset-Des Cap Proj/D	-\$100,000.00	\$0.00	\$0.00	-\$100,000.00
Bal Type E	-\$3,959,781.39	\$149,323.77	\$260,715.65	-\$4,071,173.27
Bal Type L				
G 652-20900 Advance From Electric Fund	-\$123,128.67	\$4,636.02	\$0.00	-\$118,492.65
G 652-21500 Accrued Interest Payable	-\$7,442.20	\$0.00	\$0.00	-\$7,442.20
G 652-21600 Accrued Wages/Salaries Paya	-\$4,336.93	\$0.00	\$0.00	-\$4,336.93
G 652-22021 Accounts Payable	-\$13,170.06	\$13,170.06	\$0.00	\$0.00
G 652-22026 State Water Fee	-\$0.47	\$2,930.00	\$2,930.19	-\$0.66
G 652-22028 Leak Protection Premium	\$0.00	\$2,575.00	\$2,572.00	\$3.00
G 652-22031 Bonds Payable	-\$830,648.00	\$21,842.00	\$0.00	-\$808,806.00
G 652-22034 Unamortized Premium on Bon	-\$1,144.38	\$0.00	\$0.00	-\$1,144.38
G 652-22082 Sales Tax Payable	-\$1,055.32	\$2,911.00	\$2,688.85	-\$833.17
G 652-22161 Accrued Vac-Sick Wages	-\$13,505.45	\$0.00	\$0.00	-\$13,505.45
G 652-22190 OPEB Liability	-\$17,126.00	\$0.00	\$0.00	-\$17,126.00
G 652-22201 Deposits	-\$250.00	\$0.00	\$0.00	-\$250.00
G 652-22223 Deferred Revenues - Tax_As	\$0.00	\$0.00	\$0.00	\$0.00
G 652-22850 EFT Clearing Account	\$0.00	\$0.00	\$0.00	\$0.00
G 652-22860 Edgewood Tenant Rent Collec	\$0.00	\$0.00	\$0.00	\$0.00
G 652-23000 Net Pension Liability	-\$95,370.00	\$0.00	\$0.00	-\$95,370.00
G 652-23500 Deferred Inflow - Pensions	-\$89,021.00	\$0.00	\$0.00	-\$89,021.00
Bal Type L	-\$1,196,198.48	\$48,064.08	\$8,191.04	-\$1,156,325.44
Fund 652 WATER FUND	\$0.00	\$750,367.39	\$750,367.39	\$0.00



CITY OF MORA
BALANCE SHEET
 Current Period: March 2023

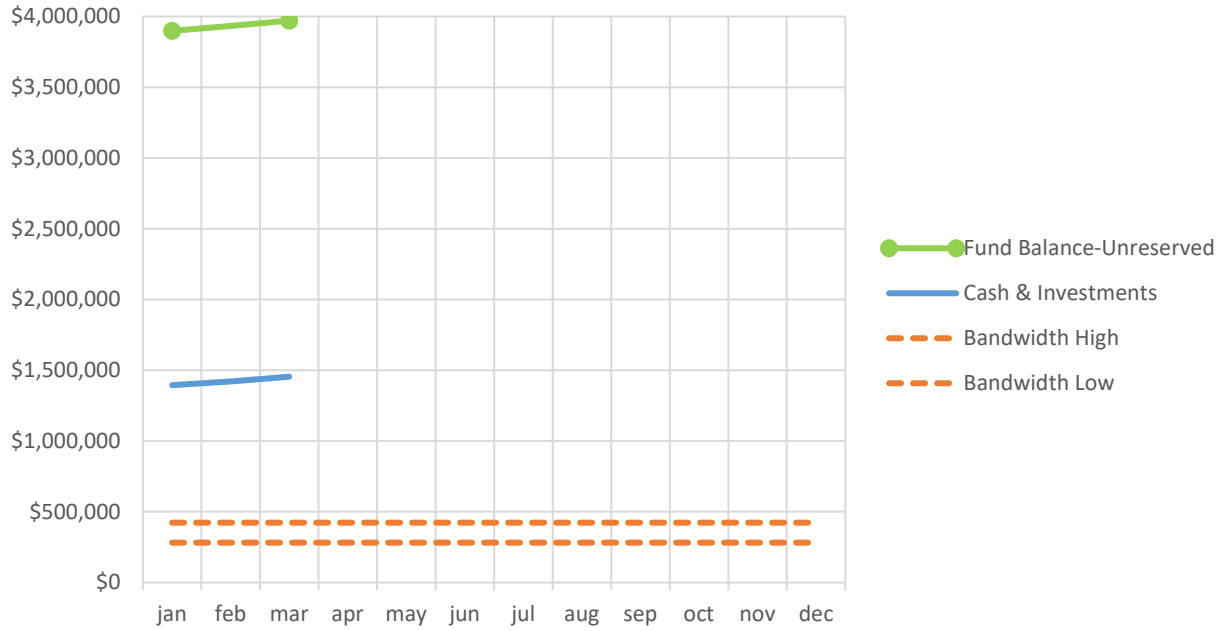
Year End

Account Descr	Begin Yr	YTD Debit	YTD Credit	Current Balance
Fund 653 SEWER FUND				
Bal Type A				
G 653-11011 Cash NNB Checking	\$605,081.74	\$370,417.56	\$199,007.25	\$776,492.05
G 653-11018 Cash FCB HI-FI	\$617,975.65	\$39.88	\$5,045.49	\$612,970.04
G 653-11020 Investments	\$2,241,773.41	\$0.00	\$0.00	\$2,241,773.41
G 653-11041 Interest Receivable	\$11,448.14	\$0.00	\$0.00	\$11,448.14
G 653-11151 Accounts Receivable	\$76,800.00	\$77,798.40	\$154,598.40	\$0.00
G 653-11152 Accounts Receivable - UB	\$100,176.88	\$300,440.31	\$293,514.61	\$107,102.58
G 653-11155 Accounts Rec - Other	\$0.00	\$0.00	\$0.00	\$0.00
G 653-11212 Special Assess Rec - Unamort	\$0.00	\$0.00	\$0.00	\$0.00
G 653-11213 Special Assess Rec - Amortize	\$0.00	\$0.00	\$0.00	\$0.00
G 653-11551 Prepaid Ins	\$0.00	\$23,520.59	\$1,960.06	\$21,560.53
G 653-12600 Fixed Assets	\$14,166,005.38	\$0.00	\$0.00	\$14,166,005.38
G 653-12601 Allowance for Depreciation	-\$6,978,099.57	\$0.00	\$0.00	-\$6,978,099.57
G 653-12647 Construction in Progress	\$0.00	\$0.00	\$0.00	\$0.00
G 653-15600 Deferred Outflow - Pensions	\$87,826.00	\$0.00	\$0.00	\$87,826.00
G 653-15650 Deferred Outflow - OPEB	\$3,199.00	\$0.00	\$0.00	\$3,199.00
Bal Type A	\$10,932,186.63	\$772,216.74	\$654,125.81	\$11,050,277.56
Bal Type E				
G 653-24204 Fund Bal-Undes/Net Asset (en	-\$7,915,798.08	\$226,732.01	\$371,831.79	-\$8,060,897.86
G 653-24502 FB/Net Asset-Des Cap Proj/D	-\$220,000.00	\$0.00	\$0.00	-\$220,000.00
Bal Type E	-\$8,135,798.08	\$226,732.01	\$371,831.79	-\$8,280,897.86
Bal Type L				
G 653-20610 Contracts Payable - Retainage	\$0.00	\$0.00	\$0.00	\$0.00
G 653-20900 Advance From Electric Fund	-\$118,294.84	\$4,454.02	\$0.00	-\$113,840.82
G 653-21500 Accrued Interest Payable	-\$11,203.65	\$0.00	\$0.00	-\$11,203.65
G 653-21600 Accrued Wages/Salaries Paya	-\$5,583.38	\$0.00	\$0.00	-\$5,583.38
G 653-22021 Accounts Payable	-\$8,551.83	\$8,551.83	\$0.00	\$0.00
G 653-22027 Quamba Payable-Reserve & D	-\$3,631.00	\$0.00	\$3,660.00	-\$7,291.00
G 653-22028 Leak Protection Premium	\$0.00	\$2,736.00	\$2,731.00	\$5.00
G 653-22031 Bonds Payable	-\$2,375,357.00	\$17,658.00	\$0.00	-\$2,357,699.00
G 653-22034 Unamortized Premium on Bon	-\$581.51	\$0.00	\$0.00	-\$581.51
G 653-22082 Sales Tax Payable	\$0.00	\$0.00	\$0.00	\$0.00
G 653-22161 Accrued Vac-Sick Wages	-\$19,162.34	\$0.00	\$0.00	-\$19,162.34
G 653-22190 OPEB Liability	-\$25,025.00	\$0.00	\$0.00	-\$25,025.00
G 653-22223 Deferred Revenues - Tax_As	\$0.00	\$0.00	\$0.00	\$0.00
G 653-23000 Net Pension Liability	-\$118,441.00	\$0.00	\$0.00	-\$118,441.00
G 653-23500 Deferred Inflow - Pensions	-\$110,557.00	\$0.00	\$0.00	-\$110,557.00
Bal Type L	-\$2,796,388.55	\$33,399.85	\$6,391.00	-\$2,769,379.70
Fund 653 SEWER FUND	\$0.00	\$1,032,348.60	\$1,032,348.60	\$0.00

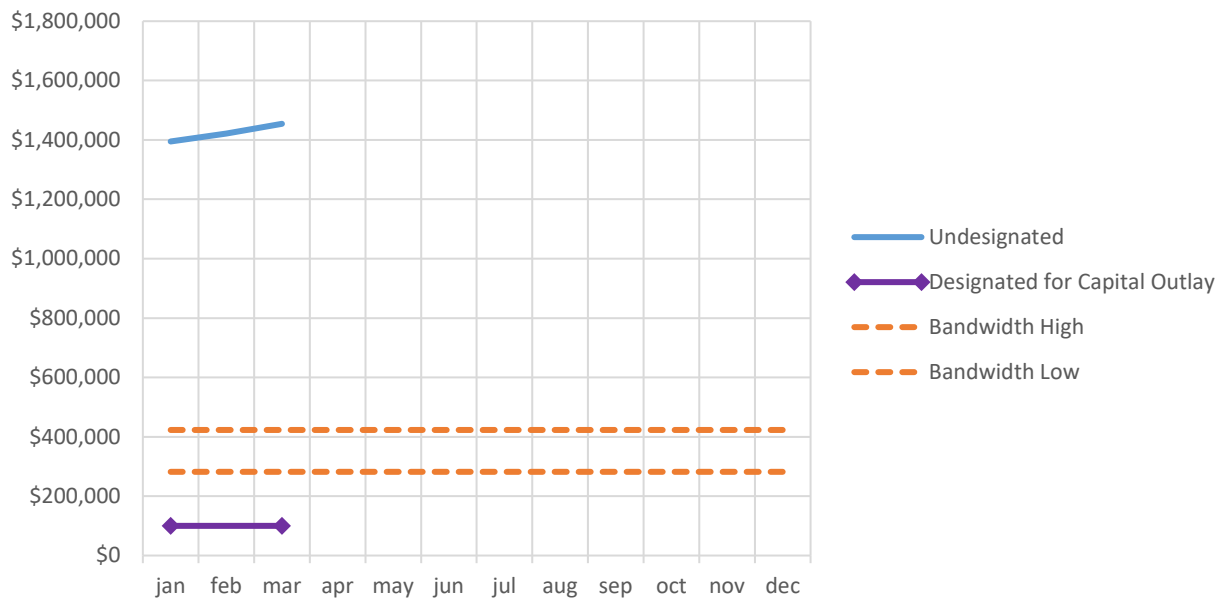




WATER FUND - 2023 Cash & Investments/Fund Balance

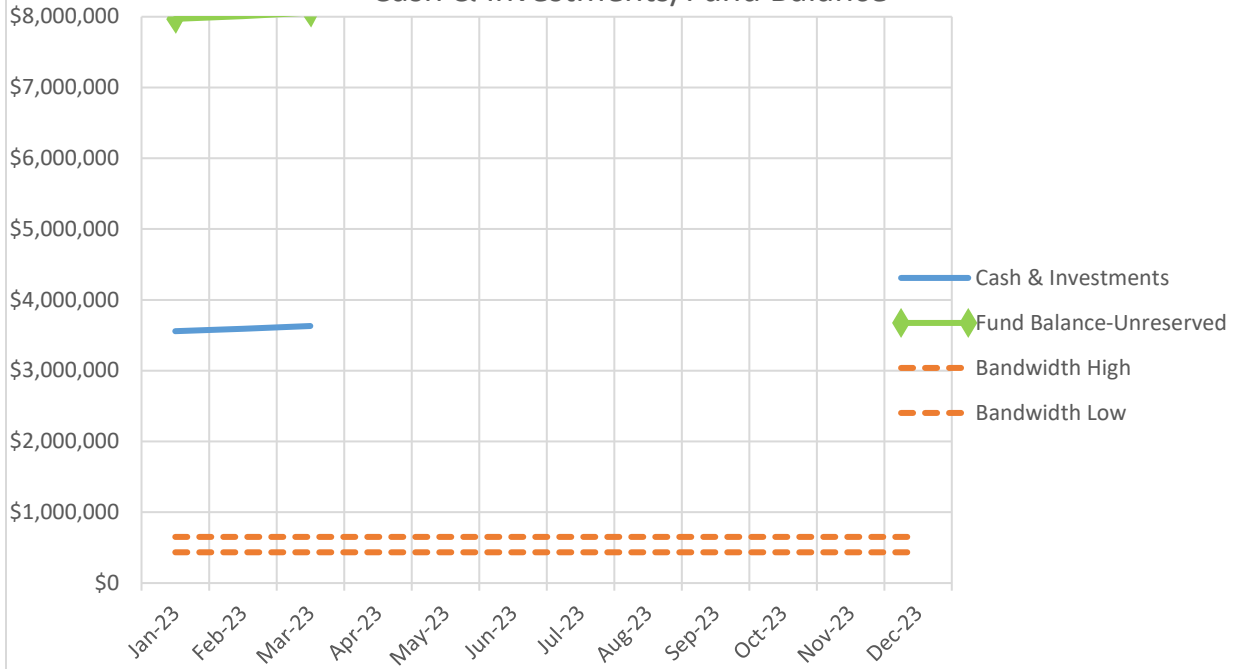


WATER FUND - 2023 Fund Balance Components Cash & Investments

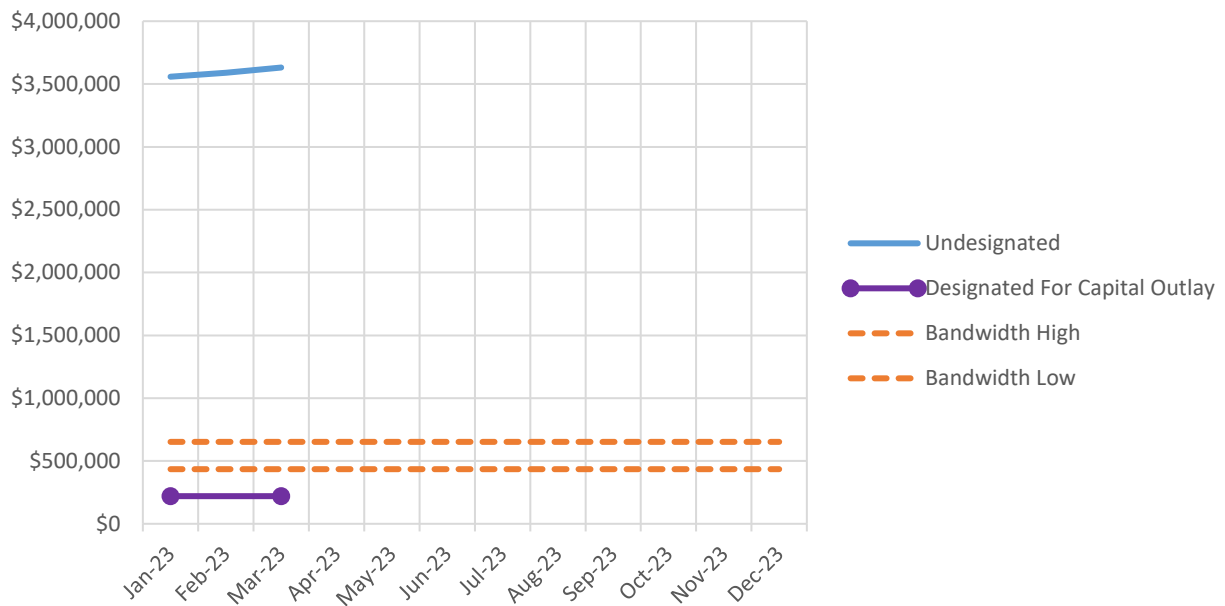




SEWER FUND - 2023 Cash & Investments/Fund Balance



SEWER FUND - 2023 Fund Balance Components Cash & Investments



CITY OF MORA/MORA MUNICIPAL UTILITIES

Current Investments

Information current as of March 31, 2023

Bank/Agency	Location	Type	FDIC #	Broker	Amount	DTD/Issued	Due	Rate
Bank 7	OK	CD		4M Fund	\$ 241,350.00	1/30/2023	10/30/2023	4.72%
4M Investment Pool - 9 mo.	Various	Pool		4M Fund	\$ 250,000.00	8/9/2022	5/9/2023	2.85%
CIBC Bank USA / Private Bank - MI	Birmingham, MI	CD	33306	4M Fund	\$ 248,300.00	1/27/2022	7/26/2023	0.45%
Financial Federal Bank	Memphis, TN	CD	31840	4M Fund	\$ 248,500.00	1/27/2022	7/26/2023	0.40%
4M Investment Pool - 12 mo.	Various	Pool		4M Fund	\$ 250,000.00	8/9/2022	8/9/2023	3.00%
Servisfirst National Bank	Tampa, FL	CD	57993	4M Fund	\$ 242,000.00	8/17/2022	8/18/2023	3.20%
Greenstate Credit Union	North Liberty, IA	CD	60269	4M Fund	\$ 248,500.00	8/18/2021	8/18/2023	0.30%
Falcon National Bank	Foley, MN	CD	57603	4M Fund	\$ 249,495.32	2/11/2022	2/12/2024	0.65%
Great Midwest Bank	Brookfield, WI	CD	29657	4M Fund	\$ 239,000.00	8/18/2022	2/15/2024	2.97%
Signature Bank	New York, NY	CD	57053	4M Fund	\$ 246,474.42	8/19/2022	8/19/2024	3.05%
UBS Bank	Salt Lake City, UT	CD	57565	4M Fund	\$ 121,345.28	8/24/2022	8/26/2024	3.15%
Bank Hapoalim	New York, NY	CD	33686	4M Fund	\$ 227,100.00	8/8/2022	8/8/2025	3.04%
First National Bank	Paragould, AR	CD	3887	4M Fund	\$ 227,300.00	8/8/2022	8/8/2025	3.02%
American Bank and Trust	Paragould, AR	CD		4M Fund	\$ 245,189.12	9/14/2022	9/16/2024	3.02%
Neighborhood National Bank	Mora, MN	CD	18885	None	\$ 245,000.00	1/26/2022	1/26/2026	0.45%
Morgan Stanley Bank	Salt Lake City, UT	CD	32992	RBC Wealth	\$ 245,000.00	6/19/2018	6/23/2023	3.20%
Safra National Bank of New York	New York, NY	CD	26876	RBC Wealth	\$ 245,000.00	7/27/2022	7/27/2023	2.90%
Millyard Bank	Nashua, NH	CD	59176	RBC Wealth	\$ 245,000.00	7/28/2022	7/28/2023	2.80%
Discover Bank	Greenwood, DE	CD	5649	RBC Wealth	\$ 139,000.00	9/28/2016	9/28/2023	1.80%
Comenity Capital Bank	Salt Lake City, UT	CD	57570	RBC Wealth	\$ 245,000.00	6/27/2019	6/27/2024	2.50%
CNB of Greater St Louis	Maplewood, MO	CD	4549	RBC Wealth	\$ 245,000.00	7/29/2022	7/29/2024	3.00%
Iowa State Bank	Hull, IA	CD		RBC Wealth	\$ 245,000.00	3/22/2023	3/22/2028	5.35%
Poppy Bank	Santa Rosa, CA	CD	57903	RBC Wealth	\$ 145,000.00	10/14/2022	10/14/2026	4.50%
Lakeside Bank	Chicago, IL	CD	19573	RBC Wealth	\$ 170,000.00	3/30/2020	3/31/2025	1.40%
Texas Exchange Bank	Crowley, TX	CD	20099	RBC Wealth	\$ 245,000.00	6/19/2020	6/19/2025	1.00%
Capital One Bank (USA)	Glen Allen, VA	CD	33954	RBC Wealth	\$ 245,000.00	7/21/2022	7/21/2025	3.30%
Capital One, National Association	McLean, VA	CD	4297	RBC Wealth	\$ 245,000.00	7/21/2022	7/21/2025	3.30%
First Source Bank	South Bend, IN	CD		RBC Wealth	\$ 233,000.00	1/18/2023	7/20/2026	4.60%
Live Oak Bank	Wilmington, NC	CD	58665	RBC Wealth	\$ 240,000.00	9/11/2022	9/11/2026	3.65%
Medallion Bank	Salt Lake City, UT	CD	57449	RBC Wealth	\$ 245,000.00	8/30/2021	8/31/2026	0.85%
EnerBank	Salt Lake City, UT	CD	57293	RBC Wealth	\$ 245,000.00	5/20/2020	5/14/2027	1.10%
Morgan Stanley Private Bank	Purchase, NY	CD	34221	RBC Wealth	\$ 245,000.00	7/15/2022	7/15/2027	3.60%
State Bank of India	New York, NY	CD	33682	RBC Wealth	\$ 135,000.00	7/22/2022	7/22/2027	3.40%
Washington County Bank	Blair, NE	CD	12241	RBC Wealth	\$ 155,000.00	3/30/2021	9/30/2027	1.10%
Frazer Bank	Altus, OK	CD	4031	RBC Wealth	\$ 245,000.00	6/25/2021	6/26/2028	1.10%
Merrick Bank	South Jordan, UT	CD	34519	RBC Wealth	\$ 245,000.00	7/31/2020	7/31/2028	1.00%
Celtic Bank	Salt Lake City, UT	CD		RBC Wealth	\$ 245,000.00	1/31/2023	1/31/2029	4.40%
Israel Discount Bank	New York, NY	CD	19977	Wells Fargo	\$ 150,000.00	11/12/2021	8/14/2023	0.45%
Federal Home Loan Mortgage Company	McLean, VA	AG		Wells Fargo	\$ 17,770.86	9/1/1993	9/1/2023	6.50%
Synchrony Bank	Draper, UT	CD	27314	Wells Fargo	\$ 245,000.00	9/5/2021	9/5/2023	0.25%
Synovus Bank	Columbus, GA	CD	873	Wells Fargo	\$ 245,000.00	3/11/2021	3/11/2024	0.30%
BankUnited, NA	Miami Lakes, FL	CD	58979	Wells Fargo	\$ 244,000.00	4/14/2021	4/15/2024	0.45%
UBS Bank	Salt Lake City, UT	CD	57565	Wells Fargo	\$ 124,000.00	6/23/2021	6/23/2024	0.35%
BMW Bank of North America	Salt Lake City, UT	CD	35141	Wells Fargo	\$ 106,000.00	7/16/2021	7/16/2024	0.50%
New York Community Bank	Westbury, NY	CD	16022	Wells Fargo	\$ 245,000.00	9/10/2021	9/10/2024	0.65%
Toyota Financial Savings Bank	Henderson, NV	CD	57542	Wells Fargo	\$ 245,000.00	8/19/2021	8/19/2025	0.70%
Federal Home Loan Bank	McLean, VA	AG		Wells Fargo	\$ 150,000.00	1/21/2021	1/29/2026	0.40%
Goldman Sachs Bank	New York, NY	CD	33124	Wells Fargo	\$ 245,000.00	8/11/2021	2/11/2026	1.00%
Sallie Mae Bank	Salt Lake City, UT	CD	58177	Wells Fargo	\$ 118,000.00	7/8/2021	7/8/2026	1.00%
Sallie Mae Bank	Salt Lake City, UT	CD	58177	Wells Fargo	\$ 129,000.00	8/25/2021	8/25/2026	1.05%
JP Morgan Chase	Columbus, OH	CD	628	Wells Fargo	\$ 245,000.00	9/23/2020	9/23/2026	0.50%
Third Federal Savings and Loan Association of Clev	Cleveland, OH	CD	30012	Wells Fargo	\$ 218,000.00	8/19/2022	8/19/2027	3.30%
BMO Harris Bank	Chicago, IL	CD	16571	Wells Fargo	\$ 245,000.00	7/13/2021	7/13/2028	1.00%

\$ 11,393,325.00

CD = Certificate of Deposit

AG = Agency/Government Asset Backed

Note: This list represents the combined portfolios of the City of Mora and Mora Municipal Utilities. For breakdown by fund, please refer to the Balance Sheet.

CITY OF MORA/MORA MUNICIPAL UTILITIES
 Debt Retirement Schedule
 For the Year Ending December 31, 2023

SUM OF ALL DEBT			Series 2015B	Series 2015C			Series 2017A	Series 2022A	MnPFA Water	MnPFA WWTP	Mora HRA Bonds*		
			Fund 532	Fund 533	Fund 652	Fund 653	Fund 535	Fund 536	G 652-22031	G 653-22031	Series 2019A	Series 2009B	
Year	Year-End Balance	Principal Reduction	Year-End Balance	Year-End Balance	Year-End Balance	Year-End Balance	Year-End Balance	Year-End Balance	Year-End Balance	Year-End Balance	Year	Year-End Balance	Year-End Balance
2016	11,387,000.00		1,385,000.00	1,251,495.00	267,364.00	221,141.00			1,151,000.00	3,326,000.00			350,000.00
2017	12,039,957.75	652,957.75	1,345,000.00	1,125,495.00	246,858.00	202,647.00	1,325,000.00		1,078,000.00	3,056,957.75			290,000.00
2018	11,484,957.75	(555,000.00)	1,290,000.00	1,039,495.00	223,036.00	182,469.00	1,325,000.00		1,004,000.00	2,895,957.75			225,000.00
2019	11,080,000.00	(404,957.75)	1,230,000.00	942,495.00	201,854.00	165,651.00	1,290,000.00		928,000.00	2,842,000.00	2019	3,095,000.00	155,000.00
2020	10,433,000.00	(647,000.00)	1,170,000.00	840,495.00	180,672.00	148,833.00	1,235,000.00		851,000.00	2,677,000.00	2020	3,095,000.00	80,000.00
2021	9,759,000.00	(674,000.00)	1,110,000.00	733,495.00	159,490.00	132,015.00	1,180,000.00		773,000.00	2,511,000.00	2021	3,080,000.00	-
2022	10,621,000.00	862,000.00	1,050,000.00	622,995.00	137,648.00	114,357.00	1,125,000.00	1,575,000.00	693,000.00	2,343,000.00	2022	2,960,000.00	
2023	9,975,000.00	(646,000.00)	985,000.00	512,495.00	115,806.00	96,699.00	1,070,000.00	1,575,000.00	612,000.00	2,173,000.00	2023	2,835,000.00	
2024	9,251,000.00	(724,000.00)	920,000.00	398,495.00	89,990.00	76,515.00	1,010,000.00	1,520,000.00	529,000.00	2,002,000.00	2024	2,705,000.00	
2025	8,524,000.00	(727,000.00)	855,000.00	284,495.00	64,174.00	56,331.00	950,000.00	1,465,000.00	445,000.00	1,829,000.00	2025	2,575,000.00	
2026	7,783,000.00	(741,000.00)	790,000.00	166,995.00	37,698.00	35,307.00	890,000.00	1,405,000.00	359,000.00	1,654,000.00	2026	2,445,000.00	
2027	7,024,000.00	(759,000.00)	720,000.00	50,995.00	10,562.00	13,443.00	830,000.00	1,340,000.00	272,000.00	1,477,000.00	2027	2,310,000.00	
2028	6,342,000.00	(682,000.00)	650,000.00	-	-	-	765,000.00	1,275,000.00	183,000.00	1,299,000.00	2028	2,170,000.00	
2029	5,726,000.00	(616,000.00)	580,000.00				700,000.00	1,210,000.00	92,000.00	1,119,000.00	2029	2,025,000.00	
2030	5,092,000.00	(634,000.00)	505,000.00				630,000.00	1,140,000.00	-	937,000.00	2030	1,880,000.00	
2031	4,543,000.00	(549,000.00)	430,000.00				560,000.00	1,070,000.00		753,000.00	2031	1,730,000.00	
2032	3,987,000.00	(556,000.00)	350,000.00				490,000.00	1,000,000.00		567,000.00	2032	1,580,000.00	
2033	3,410,000.00	(577,000.00)	265,000.00				415,000.00	925,000.00		380,000.00	2033	1,425,000.00	
2034	2,821,000.00	(589,000.00)	180,000.00				340,000.00	845,000.00		191,000.00	2034	1,265,000.00	
2035	2,220,000.00	(601,000.00)	90,000.00				260,000.00	765,000.00		-	2035	1,105,000.00	
2036	1,795,000.00	(425,000.00)	-				175,000.00	680,000.00			2036	940,000.00	
2037	1,455,000.00	(340,000.00)					90,000.00	595,000.00			2037	770,000.00	
2038	1,100,000.00	(355,000.00)					-	505,000.00			2038	595,000.00	
2039	830,000.00	(270,000.00)						415,000.00			2039	415,000.00	
2040	320,000.00	(510,000.00)						320,000.00			2040	-	
2041	215,000.00	(105,000.00)						215,000.00					
2042	110,000.00	(105,000.00)						110,000.00					
2043	-	(110,000.00)						-					

* These Bonds are special obligations of the Authority but are general obligations of the City for which the City pledges its full faith, credit and taxing powers.



CITY OF MORA
Revenue Guideline For Commission
 Current Period: March 2023

Last Dim Descr	2023 YTD Budget	2023 YTD Amt	2023 YTD Balance	2023 % of Budget Remain	Explanation
Fund 651 ELECTRIC FUND					
Other State Grants & Aids	\$0.00	\$0.00	\$0.00	0.00%	
PERA Aid	\$0.00	\$0.00	\$0.00	0.00%	
Int/Pen on Spec Assmts	\$500.00	\$0.00	\$500.00	100.00%	
Interest Earnings	\$126,430.00	\$7,190.55	\$119,239.45	94.31%	
Unrealized Gain/(Loss) on Inv	\$0.00	\$0.00	\$0.00	0.00%	
Dividends	\$0.00	\$0.00	\$0.00	0.00%	
Service Chg on NSF Checks	\$600.00	\$240.00	\$360.00	60.00%	
Electricity Sales	\$6,675,475.00	\$1,497,730.50	\$5,177,744.50	77.56%	
Misc Income	\$2,500.00	\$0.00	\$2,500.00	100.00%	
Excess Equity	\$0.00	\$0.00	\$0.00	0.00%	
SMMPA Contract	\$450,000.00	\$67,128.67	\$382,871.33	85.08%	
CIP Reimbursements	\$30,000.00	\$8,676.73	\$21,323.27	71.08%	
Penalties	\$30,000.00	\$9,542.12	\$20,457.88	68.19%	
Misc Service Revenues	\$20,000.00	\$2,260.00	\$17,740.00	88.70%	
Rent from Elec Property	\$4,000.00	\$1,261.50	\$2,738.50	68.46%	
Distributed Energy Resources	\$0.00	\$139.00	-\$139.00	0.00%	
Labor Sales	\$4,000.00	\$1,375.00	\$2,625.00	65.63%	
Recoveries of Bad Debt	\$0.00	\$0.00	\$0.00	0.00%	
Cash Over/Short	\$0.00	\$0.00	\$0.00	0.00%	
Sale of Fixed Assets	\$0.00	\$0.00	\$0.00	0.00%	
Trf from General Fund	\$0.00	\$0.00	\$0.00	0.00%	
Trf from Special Revenue Fund	\$7,000.00	\$3,539.11	\$3,460.89	49.44%	
Trf from Enterprise Fund	\$0.00	\$0.00	\$0.00	0.00%	
Special Items	\$0.00	\$0.00	\$0.00	0.00%	
Fund 651 ELECTRIC FUND	\$7,350,505.00	\$1,599,083.18	\$5,751,421.82	78.25%	
Fund 652 WATER FUND					
Other State Grants & Aids	\$0.00	\$0.00	\$0.00	0.00%	
PERA Aid	\$0.00	\$0.00	\$0.00	0.00%	
Special Assessments	\$0.00	\$0.00	\$0.00	0.00%	
Int/Pen on Spec Assmts	\$300.00	\$0.00	\$300.00	100.00%	
Interest Earnings	\$15,320.00	\$5.43	\$15,314.57	99.96%	
Unrealized Gain/(Loss) on Inv	\$0.00	\$0.00	\$0.00	0.00%	
Dividends	\$0.00	\$0.00	\$0.00	0.00%	
Service Chg on NSF Checks	\$0.00	\$0.00	\$0.00	0.00%	
Water Sales	\$853,990.00	\$206,290.46	\$647,699.54	75.84%	
Misc Income	\$2,000.00	\$658.48	\$1,341.52	67.08%	
Penalties	\$10,000.00	\$2,554.70	\$7,445.30	74.45%	
Labor Sales	\$1,000.00	\$275.00	\$725.00	72.50%	
Antenna Leases	\$4,000.00	\$977.34	\$3,022.66	75.57%	
WAC Fees	\$18,000.00	\$0.00	\$18,000.00	100.00%	
Water/Sewer Buy-In	\$0.00	\$0.00	\$0.00	0.00%	
Leak Protection Commissions	\$0.00	\$1,285.50	-\$1,285.50	0.00%	
Sale of Fixed Assets	\$0.00	\$0.00	\$0.00	0.00%	
Trf from General Fund	\$0.00	\$0.00	\$0.00	0.00%	
Trf from Special Revenue Fund	\$0.00	\$0.00	\$0.00	0.00%	
Trf from Enterprise Fund	\$0.00	\$0.00	\$0.00	0.00%	
Fund 652 WATER FUND	\$904,610.00	\$212,046.91	\$692,563.09	76.56%	
Fund 653 SEWER FUND					
Other State Grants & Aids	\$0.00	\$0.00	\$0.00	0.00%	
PERA Aid	\$0.00	\$0.00	\$0.00	0.00%	
Point Source Imp Grant (PFA)	\$0.00	\$0.00	\$0.00	0.00%	



CITY OF MORA
Revenue Guideline For Commission
 Current Period: March 2023

Last Dim Descr	2023 YTD Budget	2023 YTD Amt	2023 YTD Balance	2023 % of Budget Remain	Explanation
Clean Water Grant (PFA)	\$0.00	\$0.00	\$0.00	0.00%	
Special Assessments	\$0.00	\$0.00	\$0.00	0.00%	
Int/Pen on Spec Assmts	\$1,500.00	\$0.00	\$1,500.00	100.00%	
Interest Earnings	\$33,950.00	\$39.88	\$33,910.12	99.88%	
Unrealized Gain/(Loss) on Inv	\$0.00	\$0.00	\$0.00	0.00%	
Dividends	\$0.00	\$0.00	\$0.00	0.00%	
Misc Income	\$0.00	\$0.00	\$0.00	0.00%	
Penalties	\$20,000.00	\$3,992.30	\$16,007.70	80.04%	
Labor Sales	\$0.00	\$0.00	\$0.00	0.00%	
Water/Sewer Buy-In	\$0.00	\$0.00	\$0.00	0.00%	
Land Rent - WWTP	\$4,560.00	\$0.00	\$4,560.00	100.00%	
Sewer Charges - Treatment	\$1,148,850.00	\$288,391.68	\$860,458.32	74.90%	
SAC Fees	\$30,000.00	\$0.00	\$30,000.00	100.00%	
Leak Protection Commissions	\$0.00	\$1,364.50	-\$1,364.50	0.00%	
Sale of Fixed Assets	\$0.00	\$0.00	\$0.00	0.00%	
Comp. for Loss of Fixed Assets	\$0.00	\$0.00	\$0.00	0.00%	
Trf from General Fund	\$0.00	\$0.00	\$0.00	0.00%	
Trf from Special Revenue Fund	\$0.00	\$0.00	\$0.00	0.00%	
Trf from Enterprise Fund	\$0.00	\$0.00	\$0.00	0.00%	
Fund 653 SEWER FUND	\$1,238,860.00	\$293,788.36	\$945,071.64	76.29%	
	\$9,493,975.00	\$2,104,918.45	\$7,389,056.55	77.83%	



CITY OF MORA
Expenditure Guideline For Commission
 Current Period: March 2023

Last Dim Descr	2023 YTD Budget	2023 YTD Amt	2023 YTD Balance	2023 % of Budget Remain	Explanation
Fund 651 ELECTRIC FUND					
Dept 49510 GENERATION & POWER SUPPLY					
Wages & Salaries	\$124,646.00	\$5,957.91	\$118,688.09	95.22%	_____
PERA	\$9,348.00	\$446.82	\$8,901.18	95.22%	_____
FICA	\$7,728.00	\$353.43	\$7,374.57	95.43%	_____
Medicare	\$1,807.00	\$82.66	\$1,724.34	95.43%	_____
VEBA or H.S.A.	\$1,254.00	\$55.67	\$1,198.33	95.56%	_____
Health Insurance	\$20,115.00	\$1,138.94	\$18,976.06	94.34%	_____
Life Insurance	\$182.00	\$14.61	\$167.39	91.97%	_____
Dental Insurance	\$41.00	\$2.73	\$38.27	93.34%	_____
Office Supplies	\$0.00	\$0.00	\$0.00	0.00%	_____
Cleaning Supplies	\$50.00	\$86.96	-\$36.96	-73.92%	_____
Motor Fuels	\$150.00	\$0.00	\$150.00	100.00%	_____
Other Operating Supplies	\$1,000.00	\$637.97	\$362.03	36.20%	_____
Uniforms	\$3,500.00	\$236.69	\$3,263.31	93.24%	_____
Repair/Maint - Bldg & Equip	\$5,000.00	\$662.22	\$4,337.78	86.76%	_____
Small Tools & Equipment	\$1,000.00	\$451.83	\$548.17	54.82%	_____
Large Tools & Equipment	\$0.00	\$0.00	\$0.00	0.00%	_____
Meetings, Training, & Travel	\$600.00	\$0.00	\$600.00	100.00%	_____
Advertising	\$100.00	\$0.00	\$100.00	100.00%	_____
Workers Comp Insurance	\$4,836.00	\$196.31	\$4,639.69	95.94%	_____
Water	\$1,500.00	\$274.87	\$1,225.13	81.68%	_____
Natural Gas - Heat	\$8,000.00	\$3,588.45	\$4,411.55	55.14%	_____
Garbage Removal	\$1,200.00	\$270.69	\$929.31	77.44%	_____
Sewer	\$1,200.00	\$70.19	\$1,129.81	94.15%	_____
Storm Water	\$250.00	\$58.37	\$191.63	76.65%	_____
Fuel Oil	\$130,000.00	\$0.00	\$130,000.00	100.00%	_____
Dues & Subscriptions	\$2,500.00	\$85.54	\$2,414.46	96.58%	_____
Miscellaneous	\$5,700.00	\$243.40	\$5,456.60	95.73%	_____
Generation Exp	\$10,000.00	\$6,476.82	\$3,523.18	35.23%	_____
Purchased Power	\$5,350,400.00	\$743,837.73	\$4,606,562.27	86.10%	_____
Maint of Structure	\$2,000.00	\$0.00	\$2,000.00	100.00%	_____
Maint of Gen Equip	\$10,000.00	\$3,475.54	\$6,524.46	65.24%	_____
Landfill Gen Exp	\$25,000.00	\$41.59	\$24,958.41	99.83%	_____
Dept 49510 GENERATION & P	\$5,729,107.00	\$768,747.94	\$4,960,359.06	86.58%	
Dept 49515 LANDFILL GENERATION					
Wages & Salaries	\$84,322.00	\$14,970.76	\$69,351.24	82.25%	_____
PERA	\$6,324.00	\$1,122.78	\$5,201.22	82.25%	_____
FICA	\$5,228.00	\$892.27	\$4,335.73	82.93%	_____
Medicare	\$1,223.00	\$208.72	\$1,014.28	82.93%	_____
ICMA	\$0.00	\$0.00	\$0.00	0.00%	_____
VEBA or H.S.A.	\$756.00	\$115.25	\$640.75	84.76%	_____
Health Insurance	\$13,307.00	\$2,346.82	\$10,960.18	82.36%	_____
Life Insurance	\$127.00	\$30.07	\$96.93	76.32%	_____
Dental Insurance	\$44.00	\$5.02	\$38.98	88.59%	_____
Workers Comp Insurance	\$3,272.00	\$132.82	\$3,139.18	95.94%	_____
Dept 49515 LANDFILL GENER	\$114,603.00	\$19,824.51	\$94,778.49	82.70%	
Dept 49520 ELECTRIC DISTRIBUTION					
Wages & Salaries	\$178,365.00	\$33,795.39	\$144,569.61	81.05%	_____
PERA	\$13,370.00	\$2,534.73	\$10,835.27	81.04%	_____
FICA	\$11,059.00	\$2,010.30	\$9,048.70	81.82%	_____
Medicare	\$2,586.00	\$470.11	\$2,115.89	81.82%	_____



CITY OF MORA
Expenditure Guideline For Commission
 Current Period: March 2023

Last Dim Descr	2023 YTD Budget	2023 YTD Amt	2023 YTD Balance	2023 % of Budget Remain	Explanation
VEBA or H.S.A.	\$1,895.00	\$308.92	\$1,586.08	83.70%	
Health Insurance	\$30,249.00	\$5,088.93	\$25,160.07	83.18%	
Life Insurance	\$272.00	\$58.37	\$213.63	78.54%	
Dental Insurance	\$98.00	\$18.91	\$79.09	80.70%	
Cleaning Supplies	\$40.00	\$0.00	\$40.00	100.00%	
Other Operating Supplies	\$0.00	\$0.00	\$0.00	0.00%	
Uniforms	\$8,000.00	\$0.00	\$8,000.00	100.00%	
Repair/Maint - Bldg & Equip	\$200.00	\$0.00	\$200.00	100.00%	
Small Tools & Equipment	\$20,000.00	\$178.92	\$19,821.08	99.11%	
Engineering	\$35,000.00	\$0.00	\$35,000.00	100.00%	
Professional Services - Misc	\$5,000.00	\$1,335.76	\$3,664.24	73.28%	
ECE Services	\$40,000.00	\$16,114.15	\$23,885.85	59.71%	
Postage	\$350.00	\$0.00	\$350.00	100.00%	
Meetings, Training, & Travel	\$25,000.00	\$2,224.50	\$22,775.50	91.10%	
Workers Comp Insurance	\$7,075.00	\$287.19	\$6,787.81	95.94%	
Rentals	\$500.00	\$0.00	\$500.00	100.00%	
Miscellaneous	\$500.00	-\$4,873.47	\$5,373.47	1074.69%	A. See Notes
Maint of Substation Equip	\$15,000.00	\$18,299.60	-\$3,299.60	-22.00%	B. See Notes
Maint of Overhead Lines	\$130,000.00	\$100,065.56	\$29,934.44	23.03%	
Maint of Underground Lines	\$60,000.00	\$2,102.18	\$57,897.82	96.50%	
Maint of St. Lights & Signals	\$17,000.00	\$8,072.68	\$8,927.32	52.51%	
Maint of Meters	\$8,000.00	\$0.00	\$8,000.00	100.00%	
Maint of GIS	\$16,000.00	\$0.00	\$16,000.00	100.00%	
Misc Distribution Exp	\$15,000.00	\$2,270.58	\$12,729.42	84.86%	
Line Transformer Exp	\$12,000.00	\$423.20	\$11,576.80	96.47%	
Truck Expense	\$15,000.00	\$1,146.52	\$13,853.48	92.36%	
Trf to General Fund	\$0.00	\$0.00	\$0.00	0.00%	
Dept 49520 ELECTRIC DISTRI	\$667,559.00	\$191,933.03	\$475,625.97	71.25%	
Dept 49530 ELECTRIC ADMINISTRATION					
Wages & Salaries	\$224,587.00	\$46,993.38	\$177,593.62	79.08%	
PERA	\$16,169.00	\$3,308.71	\$12,860.29	79.54%	
FICA	\$13,924.00	\$2,840.06	\$11,083.94	79.60%	
Medicare	\$3,257.00	\$664.34	\$2,592.66	79.60%	
ICMA	\$0.00	\$0.00	\$0.00	0.00%	
VEBA or H.S.A.	\$1,212.00	\$234.04	\$977.96	80.69%	
Health Insurance	\$19,691.00	\$3,784.72	\$15,906.28	80.78%	
Life Insurance	\$386.00	\$105.25	\$280.75	72.73%	
Dental Insurance	\$111.00	\$24.17	\$86.83	78.23%	
Unemployment Benefit Pmts	\$0.00	\$0.00	\$0.00	0.00%	
Office Supplies	\$1,500.00	\$588.68	\$911.32	60.75%	
Other Operating Supplies	\$150.00	\$9.60	\$140.40	93.60%	
Uniforms	\$200.00	\$0.00	\$200.00	100.00%	
Small Tools & Equipment	\$800.00	\$37.89	\$762.11	95.26%	
Auditing	\$5,500.00	\$3,780.00	\$1,720.00	31.27%	
Engineering	\$5,000.00	\$0.00	\$5,000.00	100.00%	
Legal Services	\$1,500.00	\$165.00	\$1,335.00	89.00%	
Professional Services - Misc	\$15,000.00	\$300.91	\$14,699.09	97.99%	
Telephone	\$4,000.00	\$859.45	\$3,140.55	78.51%	
Postage	\$700.00	\$0.00	\$700.00	100.00%	
Meetings, Training, & Travel	\$7,500.00	\$2,616.62	\$4,883.38	65.11%	
Advertising	\$300.00	\$0.00	\$300.00	100.00%	
Contributions	\$20,300.00	\$3,333.34	\$16,966.66	83.58%	
Depreciation	\$222,240.00	\$0.00	\$222,240.00	100.00%	



CITY OF MORA
Expenditure Guideline For Commission
 Current Period: March 2023

Last Dim Descr	2023 YTD Budget	2023 YTD Amt	2023 YTD Balance	2023 % of Budget Remain	Explanation
Insurance	\$53,650.00	\$4,130.50	\$49,519.50	92.30%	
Workers Comp Insurance	\$6,226.00	\$252.73	\$5,973.27	95.94%	
Bad Debts/NSF Checks	\$500.00	\$417.77	\$82.23	16.45%	
Dues & Subscriptions	\$11,000.00	\$10,582.00	\$418.00	3.80%	
Miscellaneous	\$500.00	\$85.02	\$414.98	83.00%	
Payment Processing Expenses	\$6,600.00	\$2,008.18	\$4,591.82	69.57%	
Change in Pension	\$0.00	\$0.00	\$0.00	0.00%	
Cust UB/Collection	\$7,000.00	\$1,834.50	\$5,165.50	73.79%	
Misc General Exp	\$0.00	\$0.00	\$0.00	0.00%	
Energy Conservation	\$47,000.00	\$10,441.28	\$36,558.72	77.78%	
Interest Expense	\$0.00	\$0.00	\$0.00	0.00%	
Interest on Customer Deposits	\$1,500.00	\$186.04	\$1,313.96	87.60%	
Trf to General Fund	\$278,651.00	\$0.00	\$278,651.00	100.00%	
Trf to Special Revenue Fund	\$0.00	\$0.00	\$0.00	0.00%	
Trf to Enterprise Fund	\$0.00	\$0.00	\$0.00	0.00%	
Dept 49530 ELECTRIC ADMIN	\$976,654.00	\$99,584.18	\$877,069.82	89.80%	
Fund 651 ELECTRIC FUND	\$7,487,923.00	\$1,080,089.66	\$6,407,833.34	85.58%	
Fund 652 WATER FUND					
Dept 49410 WATER SUPPLY					
Wages & Salaries	\$6,435.00	\$2,041.03	\$4,393.97	68.28%	
PERA	\$483.00	\$153.10	\$329.90	68.30%	
FICA	\$399.00	\$121.67	\$277.33	69.51%	
Medicare	\$93.00	\$28.46	\$64.54	69.40%	
ICMA	\$0.00	\$0.00	\$0.00	0.00%	
VEBA or H.S.A.	\$45.00	\$0.87	\$44.13	98.07%	
Health Insurance	\$1,285.00	\$371.93	\$913.07	71.06%	
Life Insurance	\$12.00	\$6.12	\$5.88	49.00%	
Dental Insurance	\$5.00	\$0.08	\$4.92	98.40%	
Motor Fuels	\$200.00	\$299.04	-\$99.04	-49.52%	C. See Notes
Lubricants & Additives	\$100.00	\$0.00	\$100.00	100.00%	
Other Operating Supplies	\$50.00	\$0.00	\$50.00	100.00%	
Repair/Maint - Bldg & Equip	\$5,000.00	\$1,931.87	\$3,068.13	61.36%	
Small Tools & Equipment	\$2,500.00	\$0.00	\$2,500.00	100.00%	
Professional Services - Misc	\$1,500.00	\$430.00	\$1,070.00	71.33%	
Meetings, Training, & Travel	\$250.00	\$0.00	\$250.00	100.00%	
Workers Comp Insurance	\$317.00	\$12.87	\$304.13	95.94%	
Electricity	\$12,000.00	\$3,715.83	\$8,284.17	69.03%	
Natural Gas - Heat	\$700.00	\$256.73	\$443.27	63.32%	
Garbage Removal	\$0.00	\$0.00	\$0.00	0.00%	
Storm Water	\$300.00	\$72.40	\$227.60	75.87%	
Miscellaneous	\$0.00	\$0.00	\$0.00	0.00%	
Dept 49410 WATER SUPPLY	\$31,674.00	\$9,442.00	\$22,232.00	70.19%	
Dept 49420 WATER TREATMENT					
Wages & Salaries	\$52,815.00	\$10,896.67	\$41,918.33	79.37%	
PERA	\$3,961.00	\$817.21	\$3,143.79	79.37%	
FICA	\$3,275.00	\$651.90	\$2,623.10	80.09%	
Medicare	\$766.00	\$152.48	\$613.52	80.09%	
ICMA	\$0.00	\$0.00	\$0.00	0.00%	
VEBA or H.S.A.	\$371.00	\$76.36	\$294.64	79.42%	
Health Insurance	\$10,514.00	\$1,850.48	\$8,663.52	82.40%	
Life Insurance	\$99.00	\$24.56	\$74.44	75.19%	
Dental Insurance	\$39.00	\$8.15	\$30.85	79.10%	



CITY OF MORA
Expenditure Guideline For Commission
 Current Period: March 2023

Last Dim Descr	2023 YTD Budget	2023 YTD Amt	2023 YTD Balance	2023 % of Budget Remain	Explanation
Lab Supplies	\$1,000.00	\$0.00	\$1,000.00	100.00%	
Cleaning Supplies	\$50.00	\$0.00	\$50.00	100.00%	
Chemicals	\$26,000.00	\$4,195.79	\$21,804.21	83.86%	
Other Operating Supplies	\$200.00	\$13.76	\$186.24	93.12%	
Repair/Maint - Bldg & Equip	\$15,000.00	\$0.00	\$15,000.00	100.00%	
Small Tools & Equipment	\$5,000.00	\$308.60	\$4,691.40	93.83%	
Engineering	\$0.00	\$0.00	\$0.00	0.00%	
Professional Services - Misc	\$5,000.00	\$1,075.79	\$3,924.21	78.48%	
Postage	\$10.00	\$0.00	\$10.00	100.00%	
Meetings, Training, & Travel	\$0.00	\$0.00	\$0.00	0.00%	
Workers Comp Insurance	\$2,594.00	\$105.30	\$2,488.70	95.94%	
Electricity	\$14,000.00	\$3,860.36	\$10,139.64	72.43%	
Natural Gas - Heat	\$1,900.00	\$497.37	\$1,402.63	73.82%	
Storm Water	\$150.00	\$36.20	\$113.80	75.87%	
Miscellaneous	\$0.00	\$20.00	-\$20.00	0.00%	
Dept 49420 WATER TREATME	\$142,744.00	\$24,590.98	\$118,153.02	82.77%	
Dept 49430 WATER DISTRIBUTION					
Wages & Salaries	\$28,036.00	\$11,135.52	\$16,900.48	60.28%	
PERA	\$2,075.00	\$835.01	\$1,239.99	59.76%	
FICA	\$1,738.00	\$663.86	\$1,074.14	61.80%	
Medicare	\$407.00	\$155.13	\$251.87	61.88%	
ICMA	\$0.00	\$0.00	\$0.00	0.00%	
VEBA or H.S.A.	\$192.00	\$75.95	\$116.05	60.44%	
Health Insurance	\$5,503.00	\$1,816.20	\$3,686.80	67.00%	
Life Insurance	\$52.00	\$28.64	\$23.36	44.92%	
Dental Insurance	\$20.00	\$4.56	\$15.44	77.20%	
Cleaning Supplies	\$50.00	\$0.00	\$50.00	100.00%	
Motor Fuels	\$3,000.00	\$679.50	\$2,320.50	77.35%	
Lubricants & Additives	\$300.00	\$0.00	\$300.00	100.00%	
Other Operating Supplies	\$200.00	\$0.00	\$200.00	100.00%	
Uniforms	\$0.00	\$0.00	\$0.00	0.00%	
Tires	\$500.00	\$830.00	-\$330.00	-66.00%	
Landscaping Materials	\$100.00	\$0.00	\$100.00	100.00%	
Repair/Maint - Bldg & Equip	\$35,000.00	\$1,285.90	\$33,714.10	96.33%	
Small Tools & Equipment	\$2,000.00	\$1,795.11	\$204.89	10.24%	
Professional Services - Misc	\$3,000.00	\$1,477.69	\$1,522.31	50.74%	
Postage	\$100.00	\$0.00	\$100.00	100.00%	
Meetings, Training, & Travel	\$0.00	\$0.00	\$0.00	0.00%	
Workers Comp Insurance	\$1,419.00	\$57.60	\$1,361.40	95.94%	
Electricity	\$650.00	\$339.03	\$310.97	47.84%	
Storm Water	\$175.00	\$40.42	\$134.58	76.90%	
Miscellaneous	\$50.00	\$0.00	\$50.00	100.00%	
Dept 49430 WATER DISTRIBU	\$84,567.00	\$21,220.12	\$63,346.88	74.91%	
Dept 49440 WATER ADMINISTRATION					
Wages & Salaries	\$111,286.00	\$24,405.73	\$86,880.27	78.07%	
PERA	\$8,009.00	\$1,722.65	\$6,286.35	78.49%	
FICA	\$6,900.00	\$1,475.58	\$5,424.42	78.61%	
Medicare	\$1,614.00	\$345.08	\$1,268.92	78.62%	
ICMA	\$0.00	\$0.00	\$0.00	0.00%	
VEBA or H.S.A.	\$584.00	\$121.95	\$462.05	79.12%	
Health Insurance	\$10,063.00	\$1,974.24	\$8,088.76	80.38%	
Life Insurance	\$195.00	\$53.45	\$141.55	72.59%	
Dental Insurance	\$59.00	\$12.19	\$46.81	79.34%	



CITY OF MORA
Expenditure Guideline For Commission
 Current Period: March 2023

Last Dim Descr	2023 YTD Budget	2023 YTD Amt	2023 YTD Balance	2023 % of Budget Remain	Explanation
Office Supplies	\$300.00	\$108.56	\$191.44	63.81%	
Other Operating Supplies	\$100.00	\$0.00	\$100.00	100.00%	
Uniforms	\$800.00	\$153.25	\$646.75	80.84%	
Small Tools & Equipment	\$500.00	\$8.23	\$491.77	98.35%	
Auditing	\$2,600.00	\$1,890.00	\$710.00	27.31%	
Engineering	\$0.00	\$0.00	\$0.00	0.00%	
Legal Services	\$100.00	\$114.50	-\$14.50	-14.50%	
Professional Services - Misc	\$7,500.00	\$160.21	\$7,339.79	97.86%	
Telephone	\$3,000.00	\$708.45	\$2,291.55	76.39%	
Postage	\$300.00	\$0.00	\$300.00	100.00%	
Meetings, Training, & Travel	\$4,000.00	\$130.01	\$3,869.99	96.75%	
Advertising	\$250.00	\$0.00	\$250.00	100.00%	
Contributions	\$0.00	\$0.00	\$0.00	0.00%	
Depreciation	\$347,411.00	\$0.00	\$347,411.00	100.00%	
Insurance	\$8,140.00	\$638.75	\$7,501.25	92.15%	
Workers Comp Insurance	\$3,132.00	\$127.14	\$3,004.86	95.94%	
Bad Debts/NSF Checks	\$0.00	\$0.00	\$0.00	0.00%	
Dues & Subscriptions	\$950.00	\$632.66	\$317.34	33.40%	
Miscellaneous	\$50.00	\$0.00	\$50.00	100.00%	
Payment Processing Expenses	\$3,000.00	\$944.11	\$2,055.89	68.53%	
Change in Pension	\$0.00	\$0.00	\$0.00	0.00%	
Cust UB/Collection	\$3,000.00	\$744.54	\$2,255.46	75.18%	
Interest Expense	\$17,570.00	\$8,930.65	\$8,639.35	49.17%	
Trf to General Fund	\$20,499.00	\$0.00	\$20,499.00	100.00%	
Dept 49440 WATER ADMINIS	\$561,912.00	\$45,401.93	\$516,510.07	91.92%	
Fund 652 WATER FUND	\$820,897.00	\$100,655.03	\$720,241.97	87.74%	
Fund 653 SEWER FUND					
Dept 49460 SEWER COLLECTION SYSTEM					
Wages & Salaries	\$14,414.00	\$2,568.49	\$11,845.51	82.18%	
PERA	\$1,013.00	\$192.65	\$820.35	80.98%	
FICA	\$894.00	\$152.30	\$741.70	82.96%	
Medicare	\$209.00	\$35.65	\$173.35	82.94%	
ICMA	\$0.00	\$0.00	\$0.00	0.00%	
VEBA or H.S.A.	\$95.00	\$27.44	\$67.56	71.12%	
Health Insurance	\$2,698.00	\$517.95	\$2,180.05	80.80%	
Life Insurance	\$25.00	\$5.85	\$19.15	76.60%	
Dental Insurance	\$10.00	\$2.93	\$7.07	70.70%	
Cleaning Supplies	\$100.00	\$0.00	\$100.00	100.00%	
Motor Fuels	\$5,500.00	\$1,924.94	\$3,575.06	65.00%	
Lubricants & Additives	\$350.00	\$0.00	\$350.00	100.00%	
Chemicals	\$3,000.00	\$0.00	\$3,000.00	100.00%	
Other Operating Supplies	\$50.00	\$0.00	\$50.00	100.00%	
Tires	\$1,500.00	\$0.00	\$1,500.00	100.00%	
Repair/Maint - Bldg & Equip	\$40,000.00	\$110.09	\$39,889.91	99.72%	
Small Tools & Equipment	\$1,000.00	\$789.97	\$210.03	21.00%	
Professional Services - Misc	\$2,000.00	\$217.42	\$1,782.58	89.13%	
Meetings, Training, & Travel	\$0.00	\$0.00	\$0.00	0.00%	
Workers Comp Insurance	\$714.00	\$28.98	\$685.02	95.94%	
Rentals	\$0.00	\$0.00	\$0.00	0.00%	
Miscellaneous	\$50.00	\$0.00	\$50.00	100.00%	
Dept 49460 SEWER COLLECTI	\$73,622.00	\$6,574.66	\$67,047.34	91.07%	
Dept 49463 QUAMBA COLLECTION SYSTEM					



CITY OF MORA
Expenditure Guideline For Commission
 Current Period: March 2023

Last Dim Descr	2023 YTD Budget	2023 YTD Amt	2023 YTD Balance	2023 % of Budget Remain	Explanation
Wages & Salaries	\$2,643.00	\$46.18	\$2,596.82	98.25%	
PERA	\$193.00	\$3.46	\$189.54	98.21%	
FICA	\$164.00	\$2.70	\$161.30	98.35%	
Medicare	\$38.00	\$0.63	\$37.37	98.34%	
VEBA or H.S.A.	\$18.00	\$0.34	\$17.66	98.11%	
Health Insurance	\$514.00	\$11.08	\$502.92	97.84%	
Life Insurance	\$5.00	\$0.13	\$4.87	97.40%	
Dental Insurance	\$2.00	\$0.04	\$1.96	98.00%	
Motor Fuels	\$200.00	\$0.00	\$200.00	100.00%	
Lubricants & Additives	\$100.00	\$0.00	\$100.00	100.00%	
Chemicals	\$100.00	\$0.00	\$100.00	100.00%	
Other Operating Supplies	\$0.00	\$0.00	\$0.00	0.00%	
Repair/Maint - Bldg & Equip	\$5,000.00	\$950.00	\$4,050.00	81.00%	
Small Tools & Equipment	\$0.00	\$0.00	\$0.00	0.00%	
Professional Services - Misc	\$1,000.00	\$792.00	\$208.00	20.80%	
Meetings, Training, & Travel	\$0.00	\$0.00	\$0.00	0.00%	
Workers Comp Insurance	\$130.00	\$5.28	\$124.72	95.94%	
Miscellaneous	\$0.00	\$0.00	\$0.00	0.00%	
Dept 49463 QUAMBA COLLEC	\$10,107.00	\$1,811.84	\$8,295.16	82.07%	
Dept 49470 SEWER LIFT STATIONS					
Wages & Salaries	\$7,101.00	\$2,473.87	\$4,627.13	65.16%	
PERA	\$531.00	\$185.57	\$345.43	65.05%	
FICA	\$440.00	\$147.36	\$292.64	66.51%	
Medicare	\$103.00	\$34.44	\$68.56	66.56%	
ICMA	\$0.00	\$0.00	\$0.00	0.00%	
VEBA or H.S.A.	\$50.00	\$6.21	\$43.79	87.58%	
Health Insurance	\$1,413.00	\$428.41	\$984.59	69.68%	
Life Insurance	\$13.00	\$6.52	\$6.48	49.85%	
Dental Insurance	\$5.00	\$0.67	\$4.33	86.60%	
Motor Fuels	\$300.00	\$1,999.35	-\$1,699.35	-566.45%	C. See Notes
Lubricants & Additives	\$100.00	\$0.00	\$100.00	100.00%	
Chemicals	\$1,000.00	\$0.00	\$1,000.00	100.00%	
Other Operating Supplies	\$100.00	\$0.00	\$100.00	100.00%	
Repair/Maint - Bldg & Equip	\$35,000.00	\$0.00	\$35,000.00	100.00%	
Small Tools & Equipment	\$1,000.00	\$0.00	\$1,000.00	100.00%	
Professional Services - Misc	\$0.00	\$1,690.20	-\$1,690.20	0.00%	
Workers Comp Insurance	\$350.00	\$14.21	\$335.79	95.94%	
Electricity	\$14,000.00	\$3,867.71	\$10,132.29	72.37%	
Storm Water	\$175.00	\$36.20	\$138.80	79.31%	
Miscellaneous	\$0.00	\$0.00	\$0.00	0.00%	
Dept 49470 SEWER LIFT STAT	\$61,681.00	\$10,890.72	\$50,790.28	82.34%	
Dept 49480 WASTEWATER TREATMENT					
Wages & Salaries	\$140,479.00	\$24,311.83	\$116,167.17	82.69%	
PERA	\$9,994.00	\$1,823.26	\$8,170.74	81.76%	
FICA	\$8,710.00	\$1,439.77	\$7,270.23	83.47%	
Medicare	\$2,037.00	\$336.80	\$1,700.20	83.47%	
ICMA	\$0.00	\$0.00	\$0.00	0.00%	
VEBA or H.S.A.	\$933.00	\$191.91	\$741.09	79.43%	
Health Insurance	\$26,573.00	\$4,835.59	\$21,737.41	81.80%	
Life Insurance	\$250.00	\$62.20	\$187.80	75.12%	
Dental Insurance	\$99.00	\$14.13	\$84.87	85.73%	
Lab Supplies	\$3,000.00	\$0.00	\$3,000.00	100.00%	
Cleaning Supplies	\$100.00	\$6.99	\$93.01	93.01%	



CITY OF MORA
Expenditure Guideline For Commission
 Current Period: March 2023

Last Dim Descr	2023 YTD Budget	2023 YTD Amt	2023 YTD Balance	2023 % of Budget Remain	Explanation
Motor Fuels	\$2,000.00	\$2,024.10	-\$24.10	-1.21%	C. See Notes
Lubricants & Additives	\$500.00	\$0.00	\$500.00	100.00%	
Chemicals	\$1,000.00	\$154.66	\$845.34	84.53%	
Other Operating Supplies	\$2,000.00	\$426.20	\$1,573.80	78.69%	
Uniforms	\$0.00	\$0.00	\$0.00	0.00%	
Tires	\$200.00	\$412.00	-\$212.00	-106.00%	
Landscaping Materials	\$100.00	\$0.00	\$100.00	100.00%	
Repair/Maint - Bldg & Equip	\$30,000.00	\$15,958.11	\$14,041.89	46.81%	
Small Tools & Equipment	\$4,000.00	\$88.47	\$3,911.53	97.79%	
Professional Services - Misc	\$25,000.00	\$4,756.77	\$20,243.23	80.97%	
Meetings, Training, & Travel	\$0.00	\$0.00	\$0.00	0.00%	
Workers Comp Insurance	\$6,944.00	\$281.88	\$6,662.12	95.94%	
Electricity	\$45,000.00	\$11,791.30	\$33,208.70	73.80%	
Water	\$1,800.00	\$404.95	\$1,395.05	77.50%	
Natural Gas - Heat	\$5,000.00	\$2,632.40	\$2,367.60	47.35%	
Garbage Removal	\$2,200.00	\$629.34	\$1,570.66	71.39%	
Sewer	\$0.00	\$0.00	\$0.00	0.00%	
Storm Water	\$300.00	\$74.49	\$225.51	75.17%	
Rentals	\$0.00	\$0.00	\$0.00	0.00%	
Miscellaneous	\$100.00	\$10.00	\$90.00	90.00%	
Dept 49480 WASTEWATER TR	\$318,319.00	\$72,667.15	\$245,651.85	77.17%	
Dept 49490 SEWER ADMINISTRATION					
Wages & Salaries	\$110,735.00	\$27,153.52	\$83,581.48	75.48%	
PERA	\$7,961.00	\$1,928.03	\$6,032.97	75.78%	
FICA	\$6,866.00	\$1,638.02	\$5,227.98	76.14%	
Medicare	\$1,606.00	\$382.77	\$1,223.23	76.17%	
ICMA	\$0.00	\$0.00	\$0.00	0.00%	
VEBA or H.S.A.	\$579.00	\$176.39	\$402.61	69.54%	
Health Insurance	\$9,934.00	\$2,951.12	\$6,982.88	70.29%	
Life Insurance	\$194.00	\$64.27	\$129.73	66.87%	
Dental Insurance	\$59.00	\$17.99	\$41.01	69.51%	
Unemployment Benefit Pmts	\$0.00	\$0.00	\$0.00	0.00%	
Office Supplies	\$300.00	\$108.56	\$191.44	63.81%	
Other Operating Supplies	\$100.00	\$13.77	\$86.23	86.23%	
Uniforms	\$2,000.00	\$250.04	\$1,749.96	87.50%	
Small Tools & Equipment	\$1,000.00	\$8.23	\$991.77	99.18%	
Auditing	\$2,600.00	\$1,890.00	\$710.00	27.31%	
Engineering	\$500.00	\$0.00	\$500.00	100.00%	
Legal Services	\$1,000.00	\$114.50	\$885.50	88.55%	
Professional Services - Misc	\$2,500.00	\$160.21	\$2,339.79	93.59%	
Telephone	\$5,500.00	\$1,449.06	\$4,050.94	73.65%	
Postage	\$300.00	\$0.00	\$300.00	100.00%	
Meetings, Training, & Travel	\$4,000.00	\$225.01	\$3,774.99	94.37%	
Advertising	\$150.00	\$0.00	\$150.00	100.00%	
Contributions	\$0.00	\$0.00	\$0.00	0.00%	
Depreciation	\$499,717.00	\$0.00	\$499,717.00	100.00%	
Insurance	\$20,150.00	\$1,503.67	\$18,646.33	92.54%	
Workers Comp Insurance	\$3,105.00	\$126.04	\$2,978.96	95.94%	
Bad Debts/NSF Checks	\$0.00	\$0.00	\$0.00	0.00%	
Dues & Subscriptions	\$2,000.00	\$1,450.00	\$550.00	27.50%	
Miscellaneous	\$300.00	\$0.00	\$300.00	100.00%	
Payment Processing Expenses	\$3,000.00	\$944.11	\$2,055.89	68.53%	
Property Tax Expense	\$1,200.00	\$0.00	\$1,200.00	100.00%	



CITY OF MORA
Expenditure Guideline For Commission
 Current Period: March 2023

Last Dim Descr	2023 YTD Budget	2023 YTD Amt	2023 YTD Balance	2023 % of Budget Remain	Explanation
Change in Pension	\$0.00	\$0.00	\$0.00	0.00%	
Cust UB/Collection	\$3,000.00	\$744.54	\$2,255.46	75.18%	
Interest Expense	\$26,650.00	\$13,444.36	\$13,205.64	49.55%	
Trf to General Fund	\$20,499.00	\$0.00	\$20,499.00	100.00%	
Trf to Debt Service Fund	\$0.00	\$0.00	\$0.00	0.00%	
Dept 49490 SEWER ADMINIST	\$737,505.00	\$56,744.21	\$680,760.79	92.31%	
Fund 653 SEWER FUND	\$1,201,234.00	\$148,688.58	\$1,052,545.42	87.62%	
	\$9,510,054.00	\$1,329,433.27	\$8,180,620.73	86.02%	



MORA MUNICIPAL UTILITIES

Notes to the Financial Statements

For the Quarter Ended March 31, 2023

Revenues - The following notes attempt to explain the reason for revenues outside what would be expected as shown on the following reports.

Expenditures - The following notes attempt to explain the reason for expenditures outside what would be expected as shown on the following reports.

- A. Voided deposit check from Sept 2020 to MNDOT for E Maple/9th St URD 15KV Electric install
- B. High service and maintenance of substations – Revolt Electric
- C. High diesel fuel generator expenses for lift stations and waster water treatment plant - Beaudry